

A3653

Wisconsin Corn Hybrid Performance Trials

Grain • Silage • Specialty • Organic



Kent Kohn, Thierno Diallo, and Joe Lauer

Department of Agronomy, College of Agricultural
and Life Sciences, University of Wisconsin

University of Wisconsin, Division of Extension

Wisconsin Crop Improvement Association



Extension
UNIVERSITY OF WISCONSIN-MADISON

2021

CONTENTS

Wisconsin relative maturity belts and test sites.....	Figure 1	4
---	----------------	---

INTRODUCTION

Presentation of data	6
How to use the results.....	7
For more information	8

TRIAL INFORMATION TABLES

Companies	Table 1	9
Hybrids.....	Table 2.....	10
Transgenic technologies.....	Table 3.....	14
Seed treatments.....	Table 4.....	15
Temperature and precipitation summary.....	Table 5.....	16
Individual trial information.....	Table 6.....	17

GRAIN TRIALS

Southern Zone (*Arlington, Janesville, Montfort*)

Early maturity trial results	Table 7.....	18
Late maturity trial results	Table 8.....	20

South Central Zone (*Fond du Lac, Galesville, Hancock Irrigation*)

Early maturity trial results	Table 9.....	22
Late maturity trial results	Table 10.....	24

North Central Zone (*Chippewa Falls, Marshfield, Seymour, Valders*)

Early maturity trial results	Table 11.....	26
Late maturity trial results	Table 12.....	28

Northern Zone (*Spooner/three sites, Marshfield, Coleman*)

Trial results	Table 13.....	30
---------------------	---------------	----

SILAGE TRIALS

Southern Zone (*Arlington, Montfort*)

Early maturity trial results	Table 14	32
Late maturity trial results	Table 15	33
Southern zone	Figure 2	34

South Central Zone (*Arlington, Fond du Lac, Galesville*)

Early maturity trial results	Table 16	35
Late maturity trial results	Table 17	36
South central zone	Figure 3	37

North Central Zone (*Chippewa Falls, Marshfield, Valders*)

Early maturity trial results	Table 18	38
Late maturity trial results	Table 19	39
North central zone	Figure 4	40

Northern Zone (*Spooner/two sites, Marshfield, Coleman*)

Trial results	Table 20	41
Northern zone	Figure 5	42

ORGANIC GRAIN TRIALS

South Central Zone (*Galesville, Hancock*)

Trial results	Table 21	43
---------------------	----------------	----

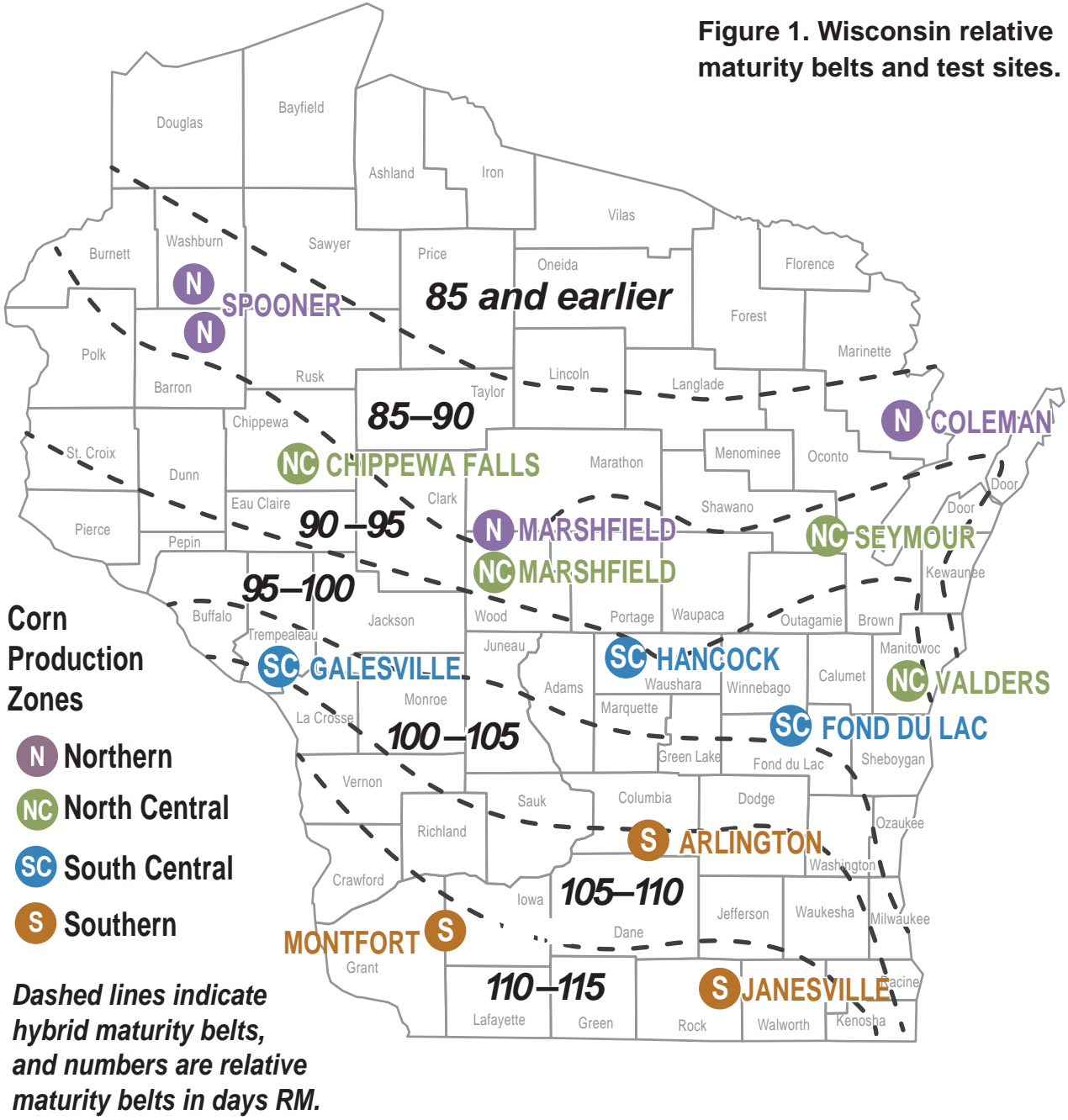
North Central Zone (*Chippewa Falls, Marshfield, Seymour, Valders*)

Trial results	Table 22	44
---------------------	----------------	----

HYBRID COMPARISONS OVER TIME

Comparisons over time of all hybrids tested	Table 23	45
---	----------------	----

Figure 1. Wisconsin relative maturity belts and test sites.



Trait references

References to transgenic traits in this publication are for your convenience and are not an endorsement or criticism of one trait over other similar traits. Every attempt was made to ensure accuracy of traits in the hybrids tested. You are responsible for using traits according to the current label directions of seed companies. Follow directions exactly to protect the environment and people from misuse. Failure to do so violates the law.

INTRODUCTION

Every year, the University of Wisconsin-Extension and the University of Wisconsin-Madison College of Agricultural and Life Sciences conduct a corn evaluation program in cooperation with the Wisconsin Crop Improvement Association. The purpose of this program is to provide unbiased performance comparisons of hybrid seed corn for both grain and silage available in Wisconsin.

In 2021, grain and silage performance trials were planted at 14 locations in four production zones: the southern, south central, north central, and northern zones. Both seed companies and university researchers submitted hybrids. Companies with hybrids included in the 2021 trials are listed in Table 1. Specific hybrids and where they were tested are shown in Table 2. A summary of the transgenic traits tested in 2021 is shown in Table 3. A summary of seed treatment performance in 2021 is shown in Table 4. In the back of the report, hybrids tested over the past three years are listed in Table 24. At most locations, trials were divided into early- and late-maturity trials based on the hybrid relative maturities provided by the companies. The specific relative maturities separating early- and late-trials are listed in the tables.

Growing Conditions For 2021

Seasonal precipitation and temperature at the trial sites are shown in Table 5. The 2021 growing season at most sites was warmer compared to the 30-year normal. Growing season precipitation compared to the 30-year normal was drier for southern Wisconsin and average for northern Wisconsin. Planting progress was faster than average with 50% of the acreage planted by May 3. Most trial plots were established by early May. Stand establishment was good to excellent at all locations. A late spring frost event on May 30 reduced some plant stands in commercial production fields. In southern Wisconsin, precipitation was lower than normal prior to pollination and during early grain-filling. However, there was just enough precipitation to carry plants along and little stress was observed visually. Ear size was larger than normal. Tar spot, *Phyllachora maydis*, was significant in southern Wisconsin and disease ratings were obtained at Arlington. Isolated incidents of Anthracnose, *Colletotrichum graminicola*, was observed in northern Wisconsin. Both diseases showed up late in the growing season and likely did not affect silage yield. Good growing conditions continued into late-fall with a killing frost occurring in late October. Silage and grain moisture was lower than normal. Little plant lodging occurred at most trial sites. Little disease and insect pressure were observed within most trials.

Cultural Practices

The seedbed at each location was prepared by either conventional or conservation tillage methods. Seed treatments of hybrids entered into the trials are described in Table 4. Fertilizer was applied as recommended by soil tests. Herbicides were applied for weed control and supplemented with cultivation when necessary. Corn rootworm insecticide was applied in all trials. Information on cultural practices for each location is summarized in Table 6.

Planting

A precision vacuum corn planter using GIS technology was used at all locations except Spooner. Two-row plots, 25 feet long, were planted at all locations. Plots were not hand-thinned. Each hybrid was grown in at least three separate plots (replicates) at each location to account for field variability.

Harvesting

Grain: Two-row plots were harvested with a self-propelled corn combine. Lodged plants and/or broken stalks were counted, plot grain weights and moisture contents were measured, and yields were calculated and adjusted to 15.5% moisture. Test weight was measured on each plot.

Silage: Whole plant (silage) plots were harvested using a tractor-driven, three-point mounted one-row chopper. One row was analyzed for whole-plant yield and quality. Plot weight and moisture content were measured, and yields were adjusted to tons of dry matter per acre. A sub-sample was collected and analyzed using near infrared spectroscopy.

PRESENTATION OF DATA

Yield results for individual location trials and for multi-location averages are listed in Tables 7 through 22. Within each trial, hybrids are ranked by moisture averaged over all trials conducted in that zone during 2021. Yield data for both 2020 and 2021 are provided if the hybrid was entered in both years. Starting in 2009, a nearest neighbor analysis of variance for all trials as described by Yang et al. (2004, *Crop Science* 44:49–55) and Smith and Casler (2004, *Crop Science* 44:56–62) is included. A hybrid index (Table 2) lists relative maturity ratings, specialty traits, seed treatments, and production zones tested for each hybrid.

Relative maturity

Seed companies use different methods and standards to classify or rate the maturity of corn hybrids. To provide corn producers a “standard” maturity comparison for the hybrids evaluated, the average grain or silage moisture of all hybrids rated by the company’s relative maturity rating system are shown in each table as shaded rows. In these Wisconsin results tables, hybrids with lower moisture than a particular relative maturity average are likely to be earlier than that relative maturity, while those with higher grain moisture are most likely later in relative maturity. Company relative maturity ratings are rounded to 5-day increments.

The Wisconsin Relative Maturity rating system for grain (GRM) and silage (SRM) compares the harvest moisture of a grain or silage hybrid to the average moisture of company ratings using linear regression. Each hybrid is rated within the trial and averaged over all trials in a zone. Maturity ratings (company, GRM, and SRM) can be found in Table 2.

Grain performance index

Three factors—yield, moisture, and standability—are of primary importance in evaluating and selecting corn hybrids. A performance index (PI), which combines these factors in one number, was calculated for multi-location averages for grain trials. This index evaluates yield, moisture, and lodged stalks at a 50 (yield): 35 (moisture): 15 (lodged stalks) ratio.

The PI was computed by converting the yield, moisture (dry matter), and upright stalk values of each hybrid to a percentage of the test average. Then the PI for each hybrid that appears in the tables was calculated as follows:

$$\text{Performance Index (PI)} = \frac{[(\text{Yield} \times 0.50) + (\text{Dry matter} \times 0.35) + (\text{Upright stalks} \times 0.15)]}{100}$$

Silage performance index

Corn silage quality was analyzed using near infrared spectroscopy equations derived from previous work. Plot samples were dried, ground, and analyzed for crude protein (CP), acid detergent fiber (ADF), neutral detergent fiber (NDF), in-vitro cell wall digestibility (NDFD), in-vitro digestibility (IVD), and starch. Spectral groups and outliers were checked using wet chemistry analysis.

The **MILK2006** silage performance indices, milk per ton and milk per acre, were calculated using an adaptation by Randy Shaver (UW–Madison Department of Dairy Science) of the MILK91 model (Undersander, Howard, and Shaver; Journal Production Agriculture 6:231–235). In MILK2006, the energy content of corn silage was estimated using a modification of a published summative energy equation (Weiss and coworkers, 1992; Animal Feed Science Technology 39:95–110). In the modified summative equation, CP, fat, NDF, starch, and sugar plus organic acid fractions were included along with their corresponding total-tract digestibility coefficients for estimating the energy content of corn silage. Whole-plant dry matter content was normalized to 35% for all hybrids. The sample lab measure of NDFD was used for the NDF digestibility coefficient. Digestibility coefficients used for the CP, fat, and sugar plus organic acid fractions were constants. Dry matter intake was estimated using NDF and NDFD content assuming a 1,350-pound cow consuming a 30% NDF diet. Using National Research Council (NRC, 2001) energy requirements, the intake of energy from corn silage was converted to expected **milk per ton**. **Milk per acre** was calculated using milk per ton and dry matter yield per acre estimates (Schwab, Shaver, Lauer, and Coors, 2003; Animal Feed and Science Technology 109:1–18).

Least significant difference

Variations in yield and other characteristics occur because of variations in soil and growing conditions that lower the precision of the results. Statistical analysis makes it possible to determine, with known probabilities of error, whether a difference is real or whether it might have occurred by chance. Use the appropriate least significant difference (LSD) value at the bottom of the tables to determine true differences.

Least significant differences at the 10% level of probability are shown. Where the difference between two selected hybrids within a column is greater than or equal to the LSD value at the bottom of the column, you can be sure in nine out of ten cases that there is a real difference between the two hybrid averages. If the difference is less than the LSD value, the difference may still be real, but the experiment has produced no evidence of real differences. Hybrids that were not significantly lower in performance than the highest hybrid in a particular test are indicated with an asterisk (*).

HOW TO USE THE RESULTS

The results provide you with an independent, objective evaluation of the performance of unfamiliar hybrids that seed company sales representatives are promoting, as well as a comparison of these unfamiliar hybrids with competitive hybrids. Below are suggested steps to follow for selecting top performing hybrids for next year using these trial results:

1. **Use multi-location average data in shaded areas.** Consider single location results with extreme caution.
2. Begin with trials in the zone(s) nearest you.
3. Compare hybrids with similar maturities within a trial. You will need to divide most trials into at least two and sometimes three groups with similar average harvest moisture—within about a 2% range in moisture.

4. Make a list of five to 10 hybrids with highest 2020 performance index within each maturity group within a trial.
5. **Evaluate the consistency of the performance of the hybrids on your list** over the years and in other zones.
 - a. Scan the 2021 results. **Be wary** of any hybrids on your list that had a 2021 PI of 100 or lower. Choose two or three of the remaining hybrids that have relatively high PIs for **both** 2021 and 2020.
 - b. Check to see if the hybrids you have chosen were **entered in other zones**. (For example, some hybrids entered in the Southern Zone Trials, Tables 7 and 8, are also entered in the South Central Zone Trials, Tables 9 and 10.)
 - c. **Be wary** of any hybrids with a PI of 100 or lower for 2021 or 2020 in any other zones.
6. Repeat this procedure with about three maturity groups to select top-performing hybrids with a range in maturity in order to spread weather risks and harvest time.
7. Observe the relative performance of the hybrids you have chosen based on these trial results in several other reliable, unbiased trials and be wary of any with inconsistent performance.
8. Consider including the hybrids you have chosen in your own test plot, primarily to evaluate the way hybrids stand after maturity, dry-down rate, grain quality, or ease of combine shelling or picking.
9. Remember that you don't know what weather conditions (rainfall, temperature) will be like next year. Therefore, the most reliable way to choose hybrids with greatest chance to perform best next year on your farm is to consider performance in both 2021 and 2020 over a wide range of locations and climatic conditions.

Note: You are taking a tremendous gamble if you make hybrid selection decisions based on 2021 yield comparisons in only one or two local test plots.

FOR MORE INFORMATION

Current and past versions of *Wisconsin Corn Hybrid Performance Trials* (A3653) are available in Microsoft Excel and Acrobat PDF formats at the Wisconsin Corn Agronomy website: corn.agronomy.wisc.edu. To obtain a printed copy, visit UW-Extension's Learning Store at learningstore.uwex.edu, where the most current version of *Wisconsin Corn Hybrid Performance Trials* (A3653) can be ordered or downloaded. For more information on the Wisconsin Crop Improvement Association, visit: wcia.wisc.edu.

Table 1. Companies included in the 2021 trials.

Brand	Company	Address	City	State	Zip	Website
Ag Armour	Ag Armour Seed Inc	8236 North Williams Rd	St. Johns	MI	48879	ag-armourseeds.com
AgriGold	AgriGold Hybrids	5381 Akin Road	St. Francisville	IL	62460	agrigold.com
Beck's	Beck's Hybrids	6767 E. 276th Street	Atlanta	IN	46031	beckshybrids.com
BH Genetics	BH Genetics	5933 FM 1157	Ganado	TX	77962	bhgenetics.com
Brevant	Corteva AgriScience	P.O. Box 80735	Wilmington	DE	19805	brevant.com
Brunner	Brunner Seed, Inc	W3850 US HWY 10	Durand	WI	54736	brunnerseed.com
Channel	Channel	26011 Gladiola Lane	Lanesboro	MN	55949	channel.com
Cornelius	Cornelius Seed	14760 317th Ave	Bellevue	IA	52031	CorneliusSeed.com
Croplan	Winfield Solutions, LLC	P.O. Box 64589	St. Paul	MN	55164	winfield.com
Dairyland	Dairyland Seed	P.O. Box 958	West Bend	WI	53095	dairylandseed.com
Dekalb	Monsanto	800 N. Lindberg Blvd	St. Louis	MO	63141	monsanto.com
DenBesten	DenBesten Brand	36656 SD HWY 44	Platte	SD	57369	dakotasbestseedllc.com
DuPont Pioneer	Pioneer Hi-Bred Int'l, Inc	P.O. Box 1100	Johnston	IA	50131	pioneer.com
Federal Hybrids	Federal Hybrids	209 3rd St.NE	West Bend	IA	50597	federalhybrids.com
Foundation Organic	Foundation Organic Seeds	634 13th Avenue North	Onalaska	WI	54650	foundationorganicseed.com
Frontiersmen	Frontiersmen Inc.	210 North Third Street	Kentland	IN	47951	frontiersmen.ag
FS InVISION	Growmark, Inc	1701 Towanda Ave	Bloomington	IL	61701	fsseeds.com
Golden Harvest	Golden Harvest Seeds	2001 Butterfield Road	Downers Grove	IL	60515	GoldenHarvestSeeds.com
Jung	Jung Seed Genetics, Inc	800 N. Lindberg Blvd	St. Louis	MO	63141	jungseedgenetics.com
Latham	Latham Hi Tech Seed	131 180th Street	Alexander	IA	50420	lathamseeds.com
Legacy Seeds	Legacy Seeds, Inc	P.O. Box 68	Scandinavia	WI	54977	legacyseeds.com
Legend Seeds	Legend Seeds	P.O. Box 241	De Smet	SD	57231	legendseeds.net
LG Seeds	LG Seeds	1122 E 169th Street	Westfield	IN	46074	lgseeds.com
NK Brand	NK Seeds	2001 Butterfield Road	Downers Grove	IL	60515	syngenta-us.com/seeds/nk.com
O'Brien	O'Brien Farms, Inc	552 Glenway Road	Brooklyn	WI	53521	obrienhybrids.com
PIP	Partners in Production	P.O. Box 777	Sun Prairie	WI	53590	pipseeds.com
Power Plus	Burrus Bros and AssocGrowers	206 N Hughes Rd	Woodstock	IL	60098	burrusseed.com
Prairie Hybrids	Prairie Hybrids Seeds	27445 Hurd Road	Deer Grove	IL	61243	prairiehybrids.com
ProHarvest	Brunner Seed, Inc	W 3850 HWY 10	Durand	WI	54736	brunnerseeds.com
Project Seeds	Project Seeds	634 13th Avenue North	Onalaska	WI	54650	foundationorganicseed.com
Renk	Renk Seed Co.	6809 Wilburn Road	Sun Prairie	WI	53590	renkseed.com
Thunder Seed	Thunder Seed	806 Center Ave West	Dilworth	MN	56529	thunderseed.com
Tracy Seeds	Tracy Seeds, LLC	1805 S. State RD 140	Janesville	WI	53546	tracyseeds.com
Viking	Albert Lea Seed	P.O. Box 127	Albert Lea	MN	56007	alseed.com
Wyffels	Wyffels Hybrid	13344 US HWY 6	Geneseo	IL	61254	wyffels.com

Table 2. Corn hybrids included in the 2021 trials. A star (*) indicates that the hybrid performed statistically similar to the highest hybrid for yield or performance index (P.I. or MILK2006) in one or more zones.

Brand	Technology:	Maturity			Seed Trt.	Traits †	Brand	Technology:	Maturity			Seed Trt.	Traits †
		Co.	GRM	SRM					Co.	GRM	SRM		
Ag Armour													
AA10524-5122EZ	57: CB,LL,RR,RW	105		104	175	19	* C478DP	21: CB,RR	106	104		240	7
AA9100	6: CB,LL,RR	91	91		175	11,13	* C575DP	21: CB,RR	109		108	240	14*
AA9303-3220EZ	59: CB,LL,RR	93	93		133	11	C6400DGDP	67: CB,DT,RR	104	103		151	7
AA9608-3220	59: CB,LL,RR	96	98		175	9	C6401SS	23: CB,LL,RR,RW	104	103		53	7
AgriGold													
A620-82VT2RIB	50: CB,RR	90	91		53	11	C6438DP	21: CB,RR	104	104		240	7
* A622-65	1: None	92	91		228	11*	C6552PC	71: CB,LL,RR	105	105		136	7
A626-20-5122EZ	57: CB,LL,RR,RW	96	98	96	228	9,12,18	C6708DP	21: CB,RR	107	105		174	7
A627-83VT2RIB	50: CB,RR	97	97		53	9,12	C6812DP	21: CB,RR	108	110	108	136	8,14
* A628-16VT2RIB	50: CB,RR	98	99		53	9*	C6855-5122	57: CB,LL,RR,RW	108	110		240	8
* A630-04	1: None	100	98	99	228	9,18*	* C6936SS	23: CB,LL,RR,RW	109		108	174	14*
* A630-10STXRIB	49: CB,LL,RR,RW	100	99	99	53	9,18*	C7004DP	21: CB,RR	110	110		240	8
A631-90	1: None	101	104	104	228	10,19	* C7125DP	21: CB,RR	111	110	110	240	8,15*
* A633-14STX	23: CB,LL,RR,RW	103	104	105	53	7,10,16*,19	* C7228VT2P	21: CB,RR	112		112	240	15*
* A635-54VT2RIB	50: CB,RR	105	104	104	53	7,10,16*	C7366DGDP	67: CB,DT,RR	113	110		240	8
* A636-11STXRIB	49: CB,LL,RR,RW	106	105	105	53	7,16*	Croplan Genetics						
* A636-16	1: None	106	106	105	228	7*,16*	3899VT2PRIB	50: CB,RR	98	98		245	9
* A638-58STX	23: CB,LL,RR,RW	108	110	109	53	8,14*,17*	Dairyland						
* A638-74VT2RIB	50: CB,RR	108	109	109	53	8*,14,17*	DS-2350RR	16: RR	83	84		231	13
* A639-70STXRIB	49: CB,LL,RR,RW	109	109	108	53	8,14*	* DS-2505Q	75: CB,LL,RR,RW	85	86		231	13*
* A642-47STXRIB	49: CB,LL,RR,RW	112	110	113	53	8,15*	DS-2828AM	56: CB,LL,RR	88	89		237	11,13
BH Genetics													
BH 8121VT2P	21: CB,RR	111	110		53	8	* DS-3022AM	56: CB,LL,RR	90	90		231	11*,13*
Beck's													
* 5909Q	75: CB,LL,RR,RW	109		106	220	19*	* DS-3162Q	75: CB,LL,RR,RW	91	91	92	231	11*,13*,20*
Brevant													
* B06U78SXE	49: CB,LL,RR,RW	106		107	230	14*,16*	* DS-3366AM	56: CB,LL,RR	93	90		231	11*,13*
B97B73SX	49: CB,LL,RR,RW	97		99	230	18,20	* DS-3519AM	56: CB,LL,RR	96	96	92	231	12,20*
Brunner													
2897GT-3120EZ	70: CB,LL,RR	89	90		175	11,13	* DS-3550AM	56: CB,LL,RR	95	97		231	9*,12
* 3911GT-3110A	6: CB,LL,RR	91	90		175	11,13*	* DS-3715AM	56: CB,LL,RR	97		97	231	18*
3990	1: None	99	98		175	9	* DS-3727AM	56: CB,LL,RR	97	98		231	9*,12
4101-5222EZ	58: CB,LL,RR,RW	101	100		175	12	DS-3810Q	75: CB,LL,RR,RW	98	97		231	9,12
* EXP104	1: None	104	103		191	10*	* DS-3959Q	75: CB,LL,RR,RW	99	100		231	7,9*,12
EXP88	1: None	88	89		191	13	DS-4014Q	75: CB,LL,RR,RW	100	101		231	7,9
EXP93	1: None	93	93		191	11	* DS-4018AM	56: CB,LL,RR	101	103		231	10*
Channel													
* 193-91STXRIB	49: CB,LL,RR,RW	93		96	224	18*	DS-4310AM	56: CB,LL,RR	103	105		231	7,10
195-85DGV2PRIB	68: CB,DT,RR	95		97	227	18	* DS-4318AM	56: CB,LL,RR	104	105	102	237	7*,19*
* 197-27STXRIB	49: CB,LL,RR,RW	97		96	224	18*	* DS-4440AM	56: CB,LL,RR	104	104	105	230	7*,10*,16*,19*
200-88STXRIB	49: CB,LL,RR,RW	100		100	224	18	* DS-4510Q	75: CB,LL,RR,RW	105	104		231	7*,10*
* 203-60TRERIB	76: CB,RR	103		104	227	16*,19*	* DS-4878AM	56: CB,LL,RR	108	110	110	231	8*,14*,17*
* 203-83STXRIB	49: CB,LL,RR,RW	103		104	224	16*,19*	* DS-4917AM	56: CB,LL,RR	109	110		237	8*
205-70STXRIB	49: CB,LL,RR,RW	105		105	224	16,19	* DS-5144Q	75: CB,LL,RR,RW	110	110	108	231	8*,14*
* 207-27STXRIB	49: CB,LL,RR,RW	107		105	136	16*,19	* DS-5279Q	75: CB,LL,RR,RW	110		108	231	14*
* 207-87VT2PRIB	50: CB,RR	107		105	227	16*,19*	* HiDF-3044Q	75: CB,LL,RR,RW	90	91		237	20*
* 209-15STXRIB	49: CB,LL,RR,RW	109		110	224	17*	* HiDF-3197RA	54: CB,LL,RR,RW	97	94		231	18,20*
210-98STXRIB	49: CB,LL,RR,RW	110		111	233	17	* HiDF-3522Q	75: CB,LL,RR,RW	95	95		231	18*,20*
* 210-99STXRIB	49: CB,LL,RR,RW	110		111	224	17*	* HiDF-3802Q	75: CB,LL,RR,RW	102	105		231	16*,19*
Cornelius													
C385DP	21: CB,RR	103	103		240	7	* HiDF-4073Q	75: CB,LL,RR,RW	100	98		231	16*,18*,20*
C461DP	21: CB,RR	107		108	240	14	* HiDF-4545Q	75: CB,LL,RR,RW	105	106		231	14*,16*,19*
							* HiDF-4999Q	75: CB,LL,RR,RW	109	110		231	14*,17*
							* HiDF-5202Q	75: CB,LL,RR,RW	112	113		237	15*
DeKalb													
							DKC31-85VT2PRIB	50: CB,RR	81	83	84	232	13,20
							* DKC33-37VT2PRIB	50: CB,RR	83	84	85	232	13,20*
							DKC36-48VT2PRIB	50: CB,RR	86	86		232	13
							* DKC36-86VT2PRIB	50: CB,RR	86	87	89	232	13,20*
							DKC39-55VT2PRIB	50: CB,RR	89	91		232	11
							* DKC42-65VT2PRIB	50: CB,RR	92	92	95	232	11,18*
							DKC43-75VT2PRIB	50: CB,RR	93	93		232	11
							DKC44-98VT2PRIB	50: CB,RR	94	93		232	11
							DKC45-95VT2PRIB	50: CB,RR	95	95		232	12

† See Table 3 for transgenic technology details. Traits: CB= Corn borer, DT= Drought tolerant, LL= Liberty Link, RR= Roundup Ready, RW= Corn rootworm; Other: bmr= brown midrib, lfy= leafy, ND= Nutri-Dense, w= white, wo= water optimized

‡ See Table 4 for seed treatment details.

Table 2 (continued). Corn hybrids included in the 2021 trials. A star (*) indicates that the hybrid performed statistically similar to the highest hybrid for yield or performance index (P.I. or MILK2006) in one or more zones.

Brand	Technology:	Maturity			Seed	Traits †	Brand	Technology:	Maturity			Seed	Traits †
		Hybrid	Traits †	Co.					GRM	SRM	Trt.		
DKC48-69VT2PRIB	50: CB,RR	98	98	232	12	4300VT2PRIB	50: CB,RR	93	92	151	11		
DKC48-95VT2PRIB	50: CB,RR	98	98	232	9,12	4520DGV2P	67: CB,DT,RR	95	96	174	12		
DKC50-88VT2PRIB	50: CB,RR	100	98	232	9	4580	1: None	95	96	151	12		
* DKC51-91SSRIB	49: CB,LL,RR,RW	101	103	104	233	10,16*,19*	* 4680VT2PRIB	50: CB,RR	96	97	94	151	12,20*
DKC51-98SSRIB	49: CB,LL,RR,RW	101	102	233	10	4820VT2	21: CB,RR	98	98	174	12		
DKC53-27SSRIB	49: CB,LL,RR,RW	103	104	233	10	5300VT2PRIB	50: CB,RR	103	104	151	7		
* DKC56-15RIB	76: CB,RR	106	104	232	10*	5510VT2RIB	50: CB,RR	105	104	151	7		
DKC56-65SSRIB	49: CB,LL,RR,RW	106	105	108	233	7,14	* 5610PCE	71: CB,LL,RR	106	105	174	7*	
* DKC58-64SSRIB	49: CB,LL,RR,RW	108	110	233	8*	Foundation Organic							
DKC59-81SSRIB	49: CB,LL,RR,RW	109	110	108	233	8,14	* EXP21-99	1: None	99	102	170	21*	
* DKC60-80SSRIB	49: CB,LL,RR,RW	110	108	233	14*	* ORG8305UT	1: None	106	104	170	21*		
DKC61-41VT2PRIB	50: CB,RR	111	107	232	8	ORG8500	1: None	102	105	170	21		
DKC62-20RIB	50: CB,RR	112	110	233	8	* ORG8799	1: None	99	101	170	21*		
DKC62-89TRERIB	76: CB,RR	112	110	232	8	Frontiersmen							
* DKC63-91VT2PRIB	50: CB,RR	113	110	232	8*	081-Z1VT2PRIB	50: CB,RR	81	83	190	13		
DKC64-44SSRIB	49: CB,LL,RR,RW	114	113	233	15	094-Z1VT2P	21: CB,RR	94	93	233	11		
DenBesten						099-K1VT2PRIB	50: CB,RR	99	98	190	9		
DB30-97	1: None	97	102	37	7	* 100-W0VT2PRIB	50: CB,RR	100	98	190	9*		
* DB31-10	1: None	110	110	37	8*	104-Z1VT2PRIB	50: CB,RR	104	104	190	7		
DB32-00	1: None	101	101	37	10	107-A0VT2PRIB	50: CB,RR	107	104	190	7		
DB38-06	1: None	106	104	37	7	Golden Harvest							
DB40-05-OR	1: None	105	104	3	21	* G02K39-5122 EZ1	57: CB,LL,RR,RW	102	104	104	167	10,16*,19	
DB41-01-OR	1: None	101	102	3	21	G07G73-5122 EZ1	57: CB,LL,RR,RW	107	107	167	7		
DB41-12-OR	1: None	112	110	3	8	* G12S75-5122 EZ1	57: CB,LL,RR,RW	112	111	173	15*,17*		
DB41-95-OR	1: None	95	94	3	22	* G13Z50-5222 EZ1	58: CB,LL,RR,RW	113	112	173	15*		
* DB41-98-OR	1: None	98	103	3	21*	G84J92-3120A EZ1	70: CB,LL,RR,wo	86	88	167	13		
DuPont Pioneer						* G91V51-5222A EZ1	58: CB,LL,RR,RW,wo	91	92	93	167	11,13,20*	
P0220Q	75: CB,LL,RR,RW	102	103	230	10	G95D32-3220 EZ1	59: CB,LL,RR	95	97	167	18		
* P0720Q	75: CB,LL,RR,RW	106	107	230	7*	G99E68-5122 EZ1	57: CB,LL,RR,RW	99	98	167	9,12		
FS InVISION						Jung							
FS 3508V RIB	50: CB,RR	85	86	191	13	27DP202	50: CB,RR	79	83	232	13		
* FS 4008V RIB	50: CB,RR	90	91	191	11,13*	35DP301	50: CB,RR	85	85	232	13		
* FS 4507V RIB	50: CB,RR	95	92	95	218	12,13,18*	36DP318	50: CB,RR	86	89	236	13	
* FS 4715V	21: CB,RR	97	96	97	191	12,13*,18*	* 39DP338	50: CB,RR	89	87	91	236	13*,20
* FS 5098V RIB	50: CB,RR	100	99	98	191	9*,12*,18*	* 40DP401	50: CB,RR	90	87	87	232	13*,20*
FS 5115X	23: CB,LL,RR,RW	101	103	192	10	* 41DP400	50: CB,RR	91	88	232	13*		
FS 5594X RIB	49: CB,LL,RR,RW	105	103	104	191	10,16	43DP402	50: CB,RR	93	91	232	11	
* FS 5704V RIB	50: CB,RR	107	104	104	191	7,10,16*	44DP412	50: CB,RR	94	93	232	11	
FS 5815V	21: CB,RR	108	109	210	8	* 45DP422	50: CB,RR	95	93	232	20*		
* FS 6017V	21: CB,RR	110	110	109	210	8*,14*,17*	* 46SS428	49: CB,LL,RR,RW	96	95	233	20*	
* FS 6106X RIB	49: CB,LL,RR,RW	111	110	112	191	8,15*	47DP411	50: CB,RR	97	97	232	12	
* FS 6107T RIB	76: CB,RR	111	110	112	191	8*,15*,17*	47DP429	50: CB,RR	97	97	236	12	
* FS 6194V RIB	50: CB,RR	111	110	191	8*	* 48SS420	49: CB,LL,RR,RW	98	98	233	18*		
* FS 6217X RIB	49: CB,LL,RR,RW	112	112	191	15*	49DP441	50: CB,RR	99	99	232	12		
FS 6306T RIB	76: CB,RR	113	112	191	15	* 49SS437	49: CB,LL,RR,RW	99	99	233	18*		
* FS 6395VDG RIB	68: CB,DT,RR	113	112	191	15*	* 51DP512	50: CB,RR	101	103	232	10*		
Federal Hybrids						* 51SS500	49: CB,LL,RR,RW	101	104	233	19*		
3510VT2PRIB	50: CB,RR	85	87	151	13	51SS502	49: CB,LL,RR,RW	101	103	233	10		
3790VT2PRIB	50: CB,RR	87	87	151	13	52SS501	49: CB,LL,RR,RW	102	105	233	19		
3810VT2PRIB	50: CB,RR	88	87	151	13	53SS521	49: CB,LL,RR,RW	103	103	233	10		
* 3880VT2PRIB	50: CB,RR	88	89	90	151	13,20*	54DP532	50: CB,RR	104	103	232	10	
4010VT2PRIB	50: CB,RR	90	89	151	11,13	54SS522	49: CB,LL,RR,RW	104	105	233	19		
4120VT2P	21: CB,RR	91	92	174	11,13	54SS528	49: CB,LL,RR,RW	104	103	233	10		
* 4160VT2PRIB	50: CB,RR	91	90	91	151	11,13*,20	* 55DD520	68: CB,DT,RR	105	104	105	232	7,16*
* 4185VT2PRIB	50: CB,RR	91	91	151	11,13*	55SS542	49: CB,LL,RR,RW	105	104	233	7		
* 4225VT2P	21: CB,RR	92	90	174	11,13*	* 56SS538	49: CB,LL,RR,RW	106	105	105	233	7,16*	

† See Table 3 for transgenic technology details. Traits: CB= Corn borer, DT= Drought tolerant, LL= Liberty Link, RR= Roundup Ready, RW= Corn rootworm; Other: bmr= brown midrib, lfy= leafy, ND= Nutri-Dense, w= white, wo= water optimized

‡ See Table 4 for seed treatment details.

Table 2 (continued). Corn hybrids included in the 2021 trials. A star (*) indicates that the hybrid performed statistically similar to the highest hybrid for yield or performance index (P.I. or MILK2006) in one or more zones.

Brand Hybrid	Technology: Traits †	Maturity		Seed Trt.	Traits ‡	Brand Hybrid	Technology: Traits †	Maturity		Seed Trt.	Traits ‡		
		Co.	GRM SRM					Co.	GRM SRM				
57SS530	49: CB,LL,RR,RW	107	108	233	14	* NK0314-5122 EZ1	57: CB,LL,RR,RW	103	104	104	167	7,10,16*,19	
* 57SS552	49: CB,LL,RR,RW	107	107	233	14*,16	* NK0748-5122 EZ1	57: CB,LL,RR,RW	107	107	106	167	7,10,14,16*,19*	
58SS529	49: CB,LL,RR,RW	108	109	233	8	NK0877-3220 EZ1	59: CB,LL,RR	108	107		173	8,10	
* 59SS581	49: CB,LL,RR,RW	109	110	233	8*,14*	* NK1026-5332A EZ1	78: CB,LL,RR,RW,wo	110	110	108	173	8*,14	
61SS612	49: CB,LL,RR,RW	111	110	233	8	NK1082-5222A EZ1	58: CB,LL,RR,RW,wo	110		108	173	14	
LG Seeds						* NK1188-5122 EZ1	57: CB,LL,RR,RW	111	111	173		15*,17*	
LG36C62VT2RIB	50: CB,RR	86	87	53	13	* NK1239-5122 EZ1	57: CB,LL,RR,RW	112	112	173		15*,17	
* LG42C24	1: None	92	88	228	13*	* NK9023-5222 EZ1	58: CB,LL,RR,RW	90	90	92	167	11,13,20*	
LG44C27VT2RIB	50: CB,RR	94	91	53	11	* NK9175-5222A EZ1	58: CB,LL,RR,RW,wo	91	92	94	167	11,13,18,20*	
LG46C73VT2RIB	50: CB,RR	96	96	53	12	NK9227-5222A EZ1	58: CB,LL,RR,RW,wo	92		96	167	20	
LG47C77VT2RIB	50: CB,RR	97	96	53	12	* NK9535-3220	52: CB,LL,RR	95		94	167	18,20*	
LG52C37STX	23: CB,LL,RR,RW	102	102	53	10	NK9930-5122 EZ1	57: CB,LL,RR,RW	99		97	167	18	
LG52C42	1: None	102	104	228	10	NX11207-3120 EZ1	70: CB,LL,RR	112	112	173		15	
LG54C76VT2RIB	50: CB,RR	104	103	53	10	NX11308-5122 EZ1	57: CB,LL,RR,RW	113	113	173		15	
LG57C33STXRIB	49: CB,LL,RR,RW	107	105	53	7	O'Brien Hybrids							
LG58C81STX	23: CB,LL,RR,RW	108	110	53	8	* OB1105	1: None	105	106	105	175	7*,16*	
* LG59C72VT2RIB	50: CB,RR	109	110	53	8*	* OB1110	1: None	110	110		175	8*	
Latham						OB1185	1: None	109		108	175	14	
* LH4937VT2PRORIB	50: CB,RR	99	99	190	18*	OB6175	3: CB,LL,RR	107	109	108	175	7,14	
* LH5245VT2PRORIB	50: CB,RR	102	103	190	19*	OBX2571	1: None	95	100		175	9	
* LH5742RR	16: RR	107	105	190	16*,19*	Organic							
* LH5965VT2PRORIB	50: CB,RR	109	109	190	14*,17*	* UW Check G	1: None	96	97		3	22*	
LH6149SSRIB	49: CB,LL,RR,RW	111	110	191	17	* UW Check G-HW	1: None	96	97		3	22*	
* LH6285VT2PRORIB	50: CB,RR	112	112	190	15*	UW Check H	1: None	102	100		3	21	
* LH6477VT2PRORIB	50: CB,RR	114	113	190	15*	UW Check H-HW	1: None	102	100		3	21	
Legacy Seeds						PIP							
LC-3048SS(RIB)	49: CB,LL,RR,RW	90	92	174	11,13	X4295	1: None	95	98		175	9	
* LC-4248VT2P(RIB)	50: CB,RR	100	99	98	151	9*,18*	* X4297	1: None	97	98		175	9*
LC-5217VT2P(RIB)	50: CB,RR	103	103	151	10	X4298	1: None	98	98		175	9	
LC-5319SSX(RIB)	49: CB,LL,RR,RW	104	102	174	7,10	X5200	1: None	100	99		175	9	
* LC391-20VT2P	21: CB,RR	89	90	90	53	11,13*,20*	* X5205	1: None	105		104	175	16*
* LC413-20-3110A	6: CB,LL,RR,wo	91	89	91	149	13,20*	* X6210	1: None	110	108	175	14*	
* LC431-20SSX(RIB)	49: CB,LL,RR,RW	93	92	92	174	11,13,20*	Power Plus						
LC441-20VT2P(RIB)	50: CB,RR	94	93	151	11	1K18Q	75: CB,LL,RR,RW	100	103		241	7	
LC451-21VT2P	21: CB,RR	95	96	53	12	1M78Q	75: CB,LL,RR,RW	103	104		241	7	
LC461-21DGVT2P	68: CB,DT,RR	96	97	53	12	* 4C14AM	56: CB,LL,RR	108	110		241	8*	
* LC474-20TRE	76: CB,RR	97	98	53	9*,12*	* 5L44AM	56: CB,LL,RR	110	110		242	8*	
* LC484-20VT2P(RIB)	50: CB,RR	98	97	98	151	9,12,18*	Prairie Hybrids						
LC503-21-5222	58: CB,LL,RR,RW	100	99	97	121	9,18	* 1231	1: None	100	97		170	22*
LC511-21SSX	23: CB,LL,RR,RW	101	103	151	7		* 2741	1: None	102	103		170	21*
* LC533-20-5222EZR	58: CB,LL,RR,RW	103	103	149	16*,19		* 3259	1: None	105	103		238	10*
* LC555-21-5122EZR	57: CB,LL,RR,RW	105	105	104	149	7,16*,19	4211	1: None	106	104		170	21
LC564-20PWE	71: CB,LL,RR	106	105	174	7		4470	1: None	106	104		238	10
* LC592-21-3330EZR	72: CB,LL,RR	109	110	109	149	8,14*,17	* 5141	1: None	109	105		170	21*
* LC623-21-5122EZR	57: CB,LL,RR,RW	112	111	174	15*,17*		* 5200	1: None	108	106	239	17*,19*	
* LC634-20SSX(RIB)	49: CB,LL,RR,RW	113	112	174	15*		* 5787	1: None	108	106	239	17*,19*	
Legend Seeds						* 6878	1: None	112	110		238	8*	
JSC47J9185VIP3110	6: CB,LL,RR	85	88	164	13	* 7830	1: None	113	113	238		15*	
LR 9102DC5222	58: CB,LL,RR,RW	102	105	164	7,10	* 8290	1: None	114	113	238		15*	
* LR 9106PCE	71: CB,LL,RR	106	105	164	7*,10*	* 8960	1: None	114	112	238		15*	
LR 9191VIP3110A	6: CB,LL,RR	91	92	164	11	ProHarvest							
LR 9195DC5122	57: CB,LL,RR,RW	95	98	164	9	4255RR2	16: RR	92	91		190	11,13	
LR 9995VIP3220	52: CB,LL,RR	95	97	164	12	* 4340VT2PRIB	50: CB,RR	93	93		190	11,13*	
NK Brand						4630VT2ProRIB	50: CB,RR	96	97		190	12	
* NK0243-5122 EZ1	57: CB,LL,RR,RW	102	105	167	16*								

† See Table 3 for transgenic technology details. Traits: CB= Corn borer, DT= Drought tolerant, LL= Liberty Link, RR= Roundup Ready, RW= Corn rootworm; Other: bmr= brown midrib, lfy= leafy, ND= Nutri-Dense, w= white, wo= water optimized

‡ See Table 4 for seed treatment details.

Table 2 (continued). Corn hybrids included in the 2021 trials. A star (*) indicates that the hybrid performed statistically similar to the highest hybrid for yield or performance index (P.I. or MILK2006) in one or more zones.

Brand Hybrid	Technology: Traits †	Maturity		Seed Trt.	Traits †	Brand Hybrid	Technology: Traits †	Maturity		Seed Trt.	Traits †
		Co.	GRM SRM					Co.	GRM SRM		
* 4990VT2ProRIB	50: CB,RR	99	97	190	9,12*	* T6294 VT2P	68: CB,DT,RR	94	93	151	11*
57P17VT2ProRIB	50: CB,RR	87	89	191	13	T6298 VT2P	50: CB,RR	98	98	151	9,12
* 71P16VT2ProRIB	50: CB,RR	101	101	190	10,12*	T6791 VT2P	50: CB,RR	91	91	151	11
X21200VT2P	21: CB,RR	83	85	190	13	T6902 VT2P	50: CB,RR	102	102	151	10
X21209VT2P	21: CB,RR	85	86	175	13	T6987 VT2P	50: CB,RR	87	86	151	13
* X21404VT2P	21: CB,RR	94	92	233	11*	* T6992 VT2P	50: CB,RR	92	93	151	11*
X21474VT2P	21: CB,RR	98	98	136	9	T6996 VT2P	50: CB,RR	96	95	151	12
Project Seeds						Tracy Seeds					
PS2088GTCBLL	3: CB,LL,RR	88		92 74	20	T095-29 3110	6: CB,LL,RR	96	98	204	9
* PS97	1: None	95		94 74	18*	T095-32 5122EZ	57: CB,LL,RR,RW	95	98	167	9
						T099-31 3110	6: CB,LL,RR	99	99	204	9
Renk						Viking					
RK227VT2P	50: CB,RR	82	84	174	13	* T102-31 3110	6: CB,LL,RR	102	104	167	7*,10*
RK256-3120	70: CB,LL,RR	84	88	149	13	T105-32 HAW	71: CB,LL,RR	105	105	191	7
* RK297VT2P	21: CB,RR	89	90	174	13*	T108-29 5122EZ	57: CB,LL,RR,RW	108	110	175	8
* RK312VT2P	50: CB,RR	90	89	174	13*						
RK429-3220A	52: CB,LL,RR,wo	93	92	149	11	* 42-92	1: None	92	91	90 195	11,20*
* RK433VT2P	50: CB,RR	92		91 174	20*	46-02	1: None	102	102	195	10
* RK485DGV2P	67: CB,DT,RR	94	93	174	11*	* 48-08	1: None	108		109 195	17*
RK561DGV2P	68: CB,DT,RR	96	96	174	12	* 51-04	1: None	104		106 195	14*,16
* RK579DGV2P	68: CB,DT,RR	99	98	98 174	9,12,18*	52-96	1: None	96	96	195	12
RK590VT2P	21: CB,RR	98	98	174	9,12	* 58-11	1: None	111	110	110 195	8,17*
* RK593VT2P	50: CB,RR	97	97	96 174	12,20*	* 72-06	1: None	106	104	102	10*
* RK600VT2P	50: CB,RR	100	98	98 174	9,18*	80-89	1: None	89	88	195	13
RK615SSTX	49: CB,LL,RR,RW	102	103	136	10	* 84-05	1: None	105	104	195	10*
RK621VT2P	50: CB,RR	102		103 174	19	99-00	1: None	100	98	195	9
RK625DGV2P	67: CB,DT,RR	104	104	174	10	* O.18-06UP	1: None	106	103	194	21*
* RK642VT2P	50: CB,RR	103	103	103 174	10,19*	* O.45-97UP	1: None	97	95	194	22*
* RK700SSTX	49: CB,LL,RR,RW	108	110	104 136	8*,19*	O.46-02P	1: None	102	102	194	21
* RK710DGV2P	68: CB,DT,RR	107	104	104 174	10,19*	* O.52-89	1: None	89	94	3	22*
RK765VT2P	50: CB,RR	109	110	174	8	O.62-93	1: None	93	96	3	22
RK782VT2P	21: CB,RR	109	110	174	8	* O.69-01P	1: None	101		105 194	19*
RK807SSTX	49: CB,LL,RR,RW	111		111 136	17	O.82-14P	1: None	114		113 3	15
* RK821SSTX	23: CB,LL,RR,RW	111	110	174	8*	* O.84-95UP	1: None	95	94	194	22*
* RK826VT2P	21: CB,RR	111	110	174	8*	* O.85-00P	1: None	100	96	194	22*
RK882TRE	76: CB,RR	111	110	111 174	8,17						
* RK937VT2P	50: CB,RR	113		110 174	17*	Wyffels					
RK945DGV2P	68: CB,DT,RR	115		111 174	17	W2506RIB	50: CB,RR	101	103	190	7
Thunder Seed						W4196RIB	50: CB,RR	105	107	190	7
T6004 VT2P	50: CB,RR	104	103	151	10	W4246RIB	50: CB,RR	105	104	190	7
T6085 VT2P	50: CB,RR	85	84	151	13	W5086RIB	50: CB,RR	107	105	190	7
* T6100 VT2P	50: CB,RR	100	99	151	9*						
T6185 VT2P	50: CB,RR	85	86	151	13						
T6190 VT2P	50: CB,RR	90	89	151	11,13						
T6204 VT2P	50: CB,RR	104	104	151	10						

† See Table 3 for transgenic technology details. Traits: CB= Corn borer, DT= Drought tolerant, LL= Liberty Link, RR= Roundup Ready, RW= Corn rootworm. Other: bmr= brown midrib, lfy= leafy, ND= Nutri-Dense, w= white, wo= water optimized

‡ See Table 4 for seed treatment details.

Table 3. List of transgenic technologies used in corn hybrids entered in the 2021 UW corn trials.

Technology †	First			Grain yield §		Forage yield §	
	Year	Abbreviation	Traits ‡	N	Bu/A	N	T/A
1 Conventional	1930	Conv	None	339	-0.4	160	-0.06
3 Agrisure® 3010	2006	3010	CB,LL,RR	9		18	
6 Agrisure Viptera® 3110	2011	Vip3110	CB,LL,RR	130	-1.4	12	
16 Roundup Ready® Corn 2	2000	RR2	RR	42		15	
21 VT Double Pro™	2008	GENVT2Pro	CB,RR	335	-1.5	69	-0.12
23 SmartStax™	2008	GENSS	CB,LL,RR,RW	79	-5.4	33	
49 SmartStax™ RIB	2013	GENSSRIB	CB,LL,RR,RW	281	-2.3	332	-0.38
50 VT Double Pro™ RIB	2008	GENVT2ProRIB	CB,RR	1290	-3.1	289	0.11
52 Agrisure Viptera® 3220	2013	Vip3220	CB,LL,RR	24		21	
54 DAS SmartStax™plus RIB	2009	DASSSRIB	CB,LL,RR,RW			21	
56 Optimum® AcreMax®	2013	AMRIB	CB,LL,RR	220	* 13.4	65	* 0.68
57 Agrisure Duracade® 5122 E-Z Refuge®	2014	DUR5122RIB	CB,LL,RR,RW	140	-6.1	152	0.06
58 Agrisure Duracade® 5222 E-Z Refuge®	2014	DUR5222RIB	CB,LL,RR,RW	118	0.4	93	-0.16
59 Agrisure Viptera® 3220 E-Z Refuge®	2014	Vip3220RIB	CB,LL,RR	38		9	
67 VT Double Pro™ DroughtGard™	2016	GENVT2ProDG	CB,DT,RR	50	6.4		
68 VT Double Pro™ DroughtGard™ RIB	2016	GENVT2ProDGRIB	CB,DT,RR	74	-0.7	45	
70 Agrisure® 3120 E-Z Refuge®	2016	3120RIB	CB,LL,RR	57	-9.4	6	
71 Powercore Enlist	2018	PCORE	CB,LL,RR	53	* 15.2		
72 Agrisure Viptera® 3330 EZ Refuge	2019	Vip3330	CB,LL,RR	9		12	
75 Qrome®	2019	Q	CB,LL,RR,RW	171	* 8.2	147	* 0.44
76 Trecepta®	2020	TRE	CB,RR	57	* 7.3	39	
78 Agrisure Duracade® 5332A E-Z Refuge®	2021	DUR5232ARIB	CB,LL,RR,RW	9		6	
LSD (0.10)				3394	11.1	1307	0.39

† See Table 2 for specific hybrid transgenic technologies.

‡ Traits: CB= Corn borer, DT= Drought tolerant, LL= Liberty Link, RR= Roundup Ready, RW= Corn rootworm

§ Grain and forage yield of early and late trials are calculated in relation to the trial mean. A minimum of 50 plots was required before inclusion into the analysis.

* Technologies that performed statistically similar to the highest technology in the trial.

Table 4. List of seed treatments used on corn hybrids entered in the 2021 UW corn trials.

Seed Trt.†	Treatment Mix					Brand	Grain yield‡		Forage yield‡	
	Biological	Fungicide	Insecticide	Micronutrients	Nematicide PGR		N	Bu/A	N	T/A
3	Untreated						114	-2.4	6	
37	ApronXL+Dynasty+MaximXL					CruiserExtremePak250	44			
53	Poncho500	VOTIVO					317	* -0.5	84	0.05
74	ApronFL+Maxim								21	
102	Cruiser250						8			
121	ApronXL+Dynasty+MaximXL					Avicta Complete 500	9		9	
133	Maxim Quattro					Maxim Quattro+Cruiser250	12			
136	Apron+Stratego+Vortex					Accelaron+Poncho500+VOTIVO	45		35	
149	Maxim Quattro					CruiserMaxx Corn250	59	-5.7	53	-0.29
151	Apron+Stratego+Vortex					Accelaron 250	441	-3.2	54	0.07
164	Maxim Quattro					CruiserMaxx Corn250+Quickroots	84	-4.3		
167	Vibrance+ApronXL+Dynasty+MaximXL					Avicta Complete 250+Vibrance	198	* -1.6	153	-0.02
170	1R - seed treatment					1R - seed treatment	75			
173	ApronXL+Dynasty+MaximXL+Vibrance					Avicta Complete 500+Vibrance	26		66	* 0.15
174	Apron+Stratego+Vortex					Accelaron 500	388	0.0	122	* 0.25
175	Maxim Quattro+Vibrance					CruiserMaxx Corn250+Vibrance	207	-4.0	39	
190	Metalaxyl+Fluoxastrobin+Prothioconazole					Poncho250	217	-2.3	57	* 0.56
191	Metalaxyl+Fluoxastrobin+Prothioconazole					Poncho500 VOTiVO	204	* 4.9	72	-0.05
192	Accelaron B-300 SAT	Metalaxyl+Fluoxastrobin+Prothioconazole				Poncho500 VOTiVO	9			
194	1R seed treatment+SabrEx					1R seed treatment+SabrEx	54		7	
195	Cruiser250					SabrEx	74	-7.1	36	
204	Apron+Dynasty+Maxim+TBZ					Cruiser250 Wuxal Terios Zn+	18			
210	Accelaron B-300 SAT+Accelaron B-360 ST					Metalaxyl+Fluoxastrobin+Prothioconazole Poncho500 VOTiVO	18		12	
218	Metalaxyl+Fluoxastrobin+Prothioconazole					Poncho250 VOTiVO	27		9	
220	Apron+Dynasty+Maxim+TBZ+llevo					Poncho1250 VOTiVO			9	
224	Accelaron B-360 ST					Poncho500 VOTiVO			69	-0.51
227	Accelaron B-360 ST					Poncho500			39	
228						AgriShield Max	83	* 6.5	33	
230	Maxim Quattro+Rancona+IntegoSolo					Poncho500 VOTiVO	35		48	
231	Maxim Quattro+Rancona+IntegoSolo					Poncho1250 VOTiVO	294	* 9.5	173	* 0.54
232	Accelaron B-360 ST					Metalaxyl+Fluoxastrobin+Prothioconazole Poncho500	353	-4.8	74	-0.68
233	Accelaron B-360 ST					Metalaxyl+Fluoxastrobin+Prothioconazole Poncho500 VOTiVO	157	-2.0	132	-0.36
236	Accelaron B-360 ST					Metalaxyl+Fluoxastrobin+Prothioconazole Poncho250	42		12	
237	Maxim Quattro+Rancona+IntegoSolo					Poncho250+Chlorantraniliprole VOTiVO	44		36	
238	Intego+Maxim Quattro					Actellic	26		18	
239	Maxim Quattro					Actellic			36	
240	Cruiser250					VOTiVO	63	-3.8	30	
241	azoxystrobin+ethaboxam+fludioxonil+ipconazole+mefenoxam+thiabendazole clothianidin+chlorantraniliprole bacillus firmus						27			
242	azoxystrobin+ethaboxam+fludioxonil+ipconazole+mefenoxam+thiabendazole clothianidin bacillus firmus						9			
245	Metalaxyl+Fluoxastrobin+Prothioconazole					Poncho500 VOTiVO Zinc	9			
LSD(0.10)							3382	11.2	1109	0.42

† See Table 2 for specific seed treatments applied to hybrids.

‡ Grain and forage yield are calculated in relation to the trial mean. A minimum of 50 plots was required before inclusion in the analysis.

* Treatments that performed statistically similar to the highest treatment in the trial.

Table 5. 2021 Temperature and Precipitation Summary.

Location	Temperature (Average) Precipitation (Total)	Temperature (Average)									
		May		June		July		August		September	
		30-year Normal	2021 Departure	30-year Normal	2021 Departure	30-year Normal	2021 Departure	30-year Normal	2021 Departure	30-year Normal	2021 Departure
Arlington	Temperature	57.0	0.1	67.0	4.2	70.5	0.7	68.6	2.9	61.0	2.7
	Precipitation	4.0	-1.6	5.3	-1.8	4.1	-2.8	3.9	0.3	3.3	-0.8
Chippewa Falls* (Menomonie)	Temperature	57.1	-2.0	66.8	5.2	71.1	0.4	68.9	0.4	61.3	0.6
	Precipitation	4.3	-0.5	5.1	-1.9	3.7	-0.6	4.6	4.6	3.5	-1.5
	Irrigation	0.0		0.5		2.0		1.5		2.0	
Coleman (Oconto)	Temperature	54.5	-1.0	64.9	3.9	68.9	-0.1	67.2	2.7	59.7	1.3
	Precipitation	3.4	-0.8	4.2	1.7	4.0	2.5	3.5	3.6	3.4	-1.8
Fond du Lac	Temperature	56.5	1.1	66.8	5.1	70.9	0.6	69.2	3.8	61.7	3.1
	Precipitation	3.5	0.1	4.3	-0.9	3.7	2.7	3.6	1.8	3.2	-1.2
Galesville (Trempealeau)	Temperature	59.6	-1.0	69.5	4.7	73.1	0.5	71.0	1.0	69.5	0.8
	Precipitation	4.6	-1.2	4.5	1.7	4.4	1.1	4.4	5.1	3.8	-2.3
Hancock*	Temperature	56.9	-1.1	66.5	3.7	70.3	-0.5	68.5	1.1	60.9	0.1
	Precipitation	4.1	-1.6	4.7	-0.2	4.1	0.7	4.3	5.0	3.2	-2.5
	Irrigation	0.7		3.2		4.0		2.0		1.4	
Janesville (Afton)	Temperature	58.6	-0.2	68.7	4.2	72.4	0.3	7.7	2.6	63.1	2.6
	Precipitation	4.0	-1.9	4.9	-2.9	4.3	0.5	4.3	-0.2	3.6	-3.0
Marshfield	Temperature	56.3	-1.2	65.8	3.1	70.0	-0.6	68.0	0.5	60.1	1.0
	Precipitation	4.1	0.0	4.8	1.7	3.8	0.7	4.4	5.6	3.8	-2.5
Montfort (Lancaster)	Temperature	57.8	0.0	67.6	4.3	71.1	0.7	69.3	2.4	61.8	2.4
	Precipitation	4.3	-1.4	5.7	-4.0	5.1	-0.3	3.9	1.3	4.1	-2.7
Seymour (Green Bay)	Temperature	56.2	0.6	66.3	4.7	70.3	0.1	68.4	2.7	60.9	1.8
	Precipitation	3.3	-1.2	4.2	0.5	3.6	0.8	3.6	4.7	3.2	-2.0
Spooner*	Temperature	56.1	-1.5	65.6	4.2	69.7	0.2	67.8	1.1	59.9	0.2
	Precipitation	3.9	-1.6	4.1	-2.3	3.8	-0.6	3.9	-2.0	3.5	-0.5
	Irrigation	0.0		0.8		1.8		1.2		0.0	
Valders (Manitowoc)	Temperature	53.6	-1.6	63.6	1.2	69.4	0.0	68.5	1.7	61.7	1.8
	Precipitation	3.5	0.9	4.3	-1.0	3.7	4.5	3.6	3.5	2.3	-1.3

* Irrigation applied at Chippewa Falls, Hancock and Spooner Irrigated Trial.

Source: Midwestern Regional Climate Center

Table 6. Individual Trial Information - 2021 Trials.

Location	Previous Crop / Row Width (in)	Harvest	Av. Final Stand	Tillage	Soil Test			Nitrogen Fertilizer			Insect	Weed Control	
					pH	P	K	actual N	form	time			
Soil Series	Cooperators	Planting Date	Dates	(plants/A)	Operations	--(ppm)--		(lbs/A)			Control		
Arlington	M. Bertram	Alfalfa / 30	Oct-6	G: 31829	Field Cultivator	6.3	56	75	149	32-0-0	pre	Force 3G	Resicore 2.5 qt/A
Plano Silt Loam		April-27	Sep-9	S: 32364		OM %: 4.0		18	9-11-30-6S-1Zn	plant		4.4 lbs/A	
Chippewa Falls	J. Clark	Corn / 30	Oct-4	G: 32575	Spring Chisel	5.5	69	117	10000 gal	Manure	pre	Force 3G	Aatrazine 16 oz/A
Saltre Silt Loam	J. Jensen	April-30		O: 28454	Field Cultivator	OM %: 1.6		11	21-0-0-24S	pre	4.4 lbs/A	Accent Q 0.9 oz/a	
Irrigated			Sep-13	S: 33092				18	9-11-30-6S-1Zn	plant		Capreno 3.0 oz/A	
								64	32-0-0	post		Sterling Blue 4.0 oz/A	
Coleman	T. Kuchta	Soybean / 30	Oct-18	G: 32070	Disk Chisel	6.7	41	83	9	18-46-0	pre	Force 3G	Accent Q 0.9 oz/A
Oconto Sandy Loam		May-6	Sep-15	S: 32931	Field Cultivator	OM %: 2.1		21	21-0-0-24S	pre	4.4 lbs/A	Explorer 3.0 oz/a	
								138	46-0-0	pre		Status 5.0 oz/A	
								18	9-11-30-6S-1Zn	plant			
Fond du Lac	E. Montsma	Soybean / 30	Oct-15	G: 32502	Strip-Till	7.0	51	126	18	9-11-30-6S-1Zn	plant	Force 3G	Acuron 1.5 qt/A
Virgil Silt Loam		April-27		O: 29923		OM %: 3.3		165	32-0-0	post	4.4 lbs/A		
			Sep-14	S: 32414									
Galesville	K. Congdon	Soybean / 30	Oct-4	G: 33080	Field Cultivator	5.1	93	160	100	46-0-0	pre	Force 3G	Callisto 3.0 oz/A
Downs Silt Loam		May-7		O: 31132		OM %: 3.1		21	21-0-0-24S	pre	4.4 lbs/A	Dual II Mag 3.0 pt/A	
			Sep-9	S: 33006				18	18-46-0	pre			
								18	9-11-30-6S-1Zn	plant			
Hancock	P. Sytsma	Cucumber / 30	Oct-1	G: 33456	Soil Finisher	5.3	126	50	18	9-11-30-6S-1Zn	plant	Force 3G	Laudis 3.0 oz/A
Plainfield Sand		May-4		O: 31502		OM %: 0.7		32	21-0-0-24S	post	4.4 lbs/A	Prowl 2.0 pt/A	
Irrigated								161	46-0-0	post			
Janesville	C. Kincaid	Soybean / 30	Sep-30	G: 32432	Spring Chisel	6.4	104	175	18	9-11-30-6S-1Zn	plant	Force 3G	Aatrazine 0.75 lb
Plano Silt Loam		April-27			Field Cultivator	OM %: 3.6		13	12-0-0-26S	post	4.4 lbs/A	Acuron 3.0 qt/A	
								13	10-34-0	post			
								142	32-0-0	post			
Marshfield	S. Kloos	Soybean / 30	Oct-19	G: 32180	Strip-Till	6.5	30	80	23	18-46-0	pre	Force 3G	Resicore 2.0 qt/A
Owen Withee Silt Loam		May-10	Sep-22	S: 32334	Vertical Till	OM %: 2.7		18	9-11-30-6S-1Zn	plant	4.4 lbs/A		
				O: 27749				119	29-0-0-3S	post			
Montfort	B. Bender	Soybean / 30	Sep-30	G: 33345	Strip-Till	6.1	78	99	160	32-0-0	pre	Force 3G	Atrazine 4L 32.0 oz/A
Dodgeville Silt Loam		April-26	Sep-8	S: 33522		OM %: 3.2		13	12-0-0-26S	pre	4.4 lbs/A	Explorer 3.0 oz/A	
								23	46-0-0	pre		Roundup 25.6 oz/A	
								6	11-52-0	pre		Zidua 3.25 oz/A	
								18	9-11-30-6S-1Zn	plant			
Seymour	M. Maass	Soybean / 30	Oct-18	G: 32992	Chisel Plow	7.1	63	112	46	46-0-0	pre	Force 3G	Atrazine 0.75 lb/A
Onaway Silt Loam		May-6		O: 27707	Field Cultivator	OM %: 2.1		17	11-52-0	pre	4.4 lbs/A	Dual II Mag 1.0 pt/A	
								18	9-11-30-6S-1Zn	plant		Explorer 3.0 oz/A	
								124	32-0-0	post			
Spooner	P. Holman	Soybean / 30	Oct-5	G: 35933	Spring Chisel	6.1	38	135	20	13-15-20-8S	plant	None	Callisto 6.0 oz/A
Irrigated		May-6	Sep-9	S: 37747	Disk	OM %: 1.6		166	46-0-0	post		Dual II Mag 1.0 pt/A	
Cress Sandy Loam													
Silt Loam		Soybean / 30	Oct-5	G: 36494	Spring Chisel	6.2	33	147	20	13-15-20-8S	plant	None	Callisto 6.0 oz/A
Antigo Silt Loam		May-10	Sep-8	S: 37881	Disk	OM %: 2.3		97	46-0-0	post		Dual II Mag 1.0 pt/A	
Dryland		Soybean / 30	Oct-5	G: 30275	Chisel Plow	6.5	47	109	20	13-15-20-8S	plant	None	Callisto 6.0 oz/A
Cress Sandy Loam		May-6			Field Cultivator	OM %: 1.6		97	46-0-0	post		Dual II Mag 1.0 pt/A	
Valders	D. Wagner	Corn / 30	Oct-19	G: 32169	Chisel Plow	7.4	31	82	9000 gal	Manure	pre	Force 3G	Atrazine 1.0 lb/A
Kewaunee Clay Loam		April-29		O: 23203	Field Cultivator	OM %: 2.8		18	9-11-30-6S-1Zn	plant	4.4 lbs/A	Realm Q 4.0 oz/A	
			Sep-15	S: 31954				131	32-0-0	post		TripleFlex 3.0 pts/A	

Note: G=Grain, S=Silage, O=Organic.

Table 7. Southern Zone - Early Maturity Grain Trial. (page 1 of 2)

107 day Relative Maturity or earlier based on company rating (Arlington= ARL, Janesville= JAN, Montfort=MON)

Brand	Hybrid	Traits†	2021									2020				
			Average						Yield (bu/A)			Average		Yield (bu/A)		
			Yield (bu/A)	P.I. #	Moist %	Test Wt.	Lodge %	ARL	JAN	MON	Yield (bu/A)	P.I. #	ARL	JAN	MON	
DenBesten	DB30-97	None	202	95	15.0	59	2	221	195	189						
Wyffels	W2506RIB	CB,RR	230	100	16.7	56	3	253	230	209	240	*101	253	235	232	
Cornelius	C385DP	CB,RR	235	101	17.2	57	1	248	*240	218	*249	98	275	249	223	
Cornelius	C6400DGDP	CB,DT,RR	232	100	17.2	56	5	246	233	216						
Legacy Seeds	LC511-21SSX	CB,LL,RR,RW	227	99	17.4	58	3	238	231	211						
Power Plus	1K18Q	CB,LL,RR,RW	240	102	17.8	57	0	256	230	234	*248	*101	266	242	237	
Dairyland	DS-4014Q	CB,LL,RR,RW	233	101	17.9	56	0	250	211	239	*245	*100	271	239	225	
Cornelius	C6401SS	CB,LL,RR,RW	240	102	18.0	56	2	253	*241	227	240	*102	*285	196	*240	
Jung	55DD520	CB,DT,RR	206	94	18.2	57	7	221	217	182	*264	*105	279	248	*265	
Federal Hybrids	5510VT2RIB	CB,RR	228	99	18.2	57	4	249	222	213						
Legacy Seeds	LC-5319SSX(RIB)	CB,LL,RR,RW	230	100	18.4	56	0	254	219	218	*255	*104	282	234	*248	
Frontiersmen	107-A0VT2PRIB	CB,RR	219	97	18.4	59	3	231	222	204						
FS InVISION	FS 5704V RIB	CB,RR	223	97	18.7	59	5	250	226	192						
100-DAY HYBRID TRIAL AVERAGE##					18.7											
Dairyland	DS-3959Q	CB,LL,RR,RW	235	100	18.7	56	1	249	233	223						
Federal Hybrids	5300VT2PRIB	CB,RR	227	98	18.8	57	2	242	222	217	228	91	225	235	225	
Wyffels	W4196RIB	CB,RR	234	100	18.8	57	1	251	231	220	*265	*108	*309	241	*243	
Frontiersmen	104-Z1VT2PRIB	CB,RR	221	97	18.8	56	2	231	239	195						
AgriGold	A635-54VT2RIB	CB,RR	235	100	18.9	58	1	249	237	218	*264	*107	*292	249	*252	
Jung	55SS542	CB,LL,RR,RW	223	98	18.9	59	0	241	218	210						
Cornelius	C478DP	CB,RR	233	100	19.2	59	1	246	236	217	*254	*102	*287	244	230	
Power Plus	1M78Q	CB,LL,RR,RW	240	101	19.4	59	0	250	234	237						
NK Brand	NK0314-5122 EZ1	CB,LL,RR,RW	218	96	19.5	59	3	242	214	199						
Cornelius	C6438DP	CB,RR	232	99	19.5	57	2	248	*242	206						
DenBesten	DB38-06	None	227	98	19.6	56	3	247	222	212						
Wyffels	W4246RIB	CB,RR	241	101	19.7	56	1	253	*241	228	*249	*101	257	247	*242	
AgriGold	A636-11STXRIB	CB,LL,RR,RW	246	102	20.0	56	4	*275	*242	222	243	97	268	238	223	
LG Seeds	LG57C33STXRIB	CB,LL,RR,RW	248	102	20.0	56	1	*275	*241	227						
Tracy Seeds	T102-31 3110	CB,LL,RR	248	*103	20.1	57	1	257	239	246	233	*100	243	217	*239	
Dairyland	DS-4510Q	CB,LL,RR,RW	*259	*105	20.1	56	0	*282	*244	252						
Dairyland	DS-4440AM	CB,LL,RR	*255	*104	20.1	57	1	256	*252	*259	*260	*105	282	244	*255	
Dairyland	DS-4318AM	CB,LL,RR	*263	*106	20.2	58	1	272	*243	*273	*262	*106	*292	244	*249	
Legacy Seeds	LC555-21-5122EZR	CB,LL,RR,RW	212	95	20.3	54	2	218	219	198						
AgriGold	A633-14STX	CB,LL,RR,RW	234	99	20.4	58	1	268	220	216	238	93	*287	240	187	
105-DAY HYBRID TRIAL AVERAGE##					20.5											

CONTINUED.

Table 7 (continued). Southern Zone - Early Maturity Grain Trial. (page 2 of 2)

107 day Relative Maturity or earlier based on company rating (Arlington= ARL, Janesville= JAN, Montfort=MON)

Brand	Hybrid	Traits†	2021									2020					
			Average						Yield (bu/A)			Average		Yield (bu/A)			
			Yield (bu/A)	P.I. #	Moist %	Test Wt.	Lodge %	ARL	JAN	MON	Yield (bu/A)	P.I. #	ARL	JAN	MON		
Federal Hybrids	5610PCE	CB,LL,RR	249	* 103	20.7	53	0	264	* 243	239							
Cornelius	C6708DP	CB,RR	226	97	20.7	55	2	249	223	204							
Legend Seeds	LR 9106PCE	CB,LL,RR	* 255	* 103	20.9	54	2	* 278	* 254	233	* 262	* 104	264	255	* 267		
Dekalb	DKC56-65SSRIB	CB,LL,RR,RW	236	100	21.0	56	0	253	234	222	* 251	96	224	* 275	* 253		
Tracy Seeds	T105-32 HAW	CB,LL,RR	245	102	21.1	53	0	269	224	242							
Wyffels	W5086RIB	CB,RR	224	97	21.1	55	1	247	230	195							
Jung	56SS538	CB,LL,RR,RW	236	100	21.2	57	1	253	238	217	* 256	* 99	282	255	231		
Dairyland	DS-4310AM	CB,LL,RR	248	102	21.3	57	1	259	235	250	* 256	* 99	266	241	* 260		
Cornelius	C6552PC	CB,LL,RR	249	102	21.7	54	0	264	* 240	243							
Legacy Seeds	LC564-20PWE	CB,LL,RR	247	102	21.8	53	0	* 276	239	228							
Legend Seeds	LR 9102DC5222	CB,LL,RR,RW	240	100	22.1	56	1	258	234	227							
AgriGold	A636-16	None	254	* 103	22.8	54	1	* 275	234	252							
O'Brien Hybrids	OB1105	None	* 268	* 105	23.3	53	2	* 292	238	* 273							
DuPont Pioneer	P0720Q	CB,LL,RR,RW	* 260	* 103	24.8	55	1	* 276	* 254	249							
Golden Harvest	G07G73-5122 EZ1	CB,LL,RR,RW	229	96	25.7	54	0	245	221	220							
NK Brand	NK0748-5122 EZ1	CB,LL,RR,RW	236	98	26.1	54	0	245	239	225							
O'Brien Hybrids	OB6175	CB,LL,RR	247	99	28.9	54	1	261	232	247							
MEAN			236	100	20.1	56	2	254	232	224	246	100	261	237	239		
LSD(0.10)			13	3	1.6	1	3	19	14	18	22	9	24	17	29		

† Traits: CB=Corn Borer, DT=Drought Tolerant, LL=Liberty Link, RR=Roundup Ready, RW=Corn Rootworm, Ify=Leafy, ND=Nutri-Dense, wo=Water Optimize.

Average grain moisture of all hybrids in the trial as rated by the participating company maturity rating systems. Ratings are rounded to 5 day increments.

* Hybrids that performed statistically similar to the highest hybrid in the trial.

Shaded results provide the best estimate of relative hybrid performance.

Table 8. Southern Zone - Late Maturity Grain Trial. (page 1 of 2)

108 day Relative Maturity or later based on company rating (Arlington= ARL, Janesville= JAN, Montfort=MON)

Brand	Hybrid	Traits†	2021									2020					
			Average						Yield (bu/A)			Average					
			Yield (bu/A)	P.I. #	Moist %	Test Wt.	Lodge %	Yield (bu/A)	Yield (bu/A)	Yield (bu/A)	Yield (bu/A)	P.I. #	Yield (bu/A)	Yield (bu/A)	Yield (bu/A)		
ARL	JAN	MON	ARL	JAN	MON	ARL	JAN	MON									
AgriGold	A639-70STXRIB	CB,LL,RR,RW	221	99	18.8	54	4	246	226	190	211	91	240	200	193		
AgriGold	A638-74VT2RIB	CB,RR	231	* 102	19.0	57	1	257	218	217	* 268	* 108	* 321	* 258	226		
Jung	58SS529	CB,LL,RR,RW	224	100	19.3	55	2	257	217	198	* 247	* 101	257	* 259	225		
FS InVISION	FS 5815V	CB,RR	221	99	19.7	56	2	235	225	204							
Dekalb	DKC58-64SSRIB	CB,LL,RR,RW	* 240	* 103	20.2	56	2	* 271	* 234	214							
DenBesten	DB41-12-OR	None	226	100	20.3	57	1	253	220	204							
FS InVISION	FS 6106X RIB	CB,LL,RR,RW	214	97	20.3	55	2	253	201	189	* 271	* 108	* 292	* 265	256		
Dekalb	DKC62-89TRERIB	CB,RR	200	93	20.4	55	9	209	219	171							
Renk	RK821SSTX	CB,LL,RR,RW	235	* 102	20.5	55	2	255	* 243	208							
Renk	RK765VT2P	CB,RR	206	95	20.7	55	2	224	205	188	239	* 103	277	246	193		
FS InVISION	FS 6107T RIB	CB,RR	* 247	* 105	20.8	54	1	* 271	* 248	222							
Dekalb	DKC61-41VT2PRIB	CB,RR	222	99	20.9	53	4	245	227	195	* 268	* 105	* 293	* 254	256		
Cornelius	C7004DP	CB,RR	221	99	20.9	55	1	254	215	193	* 251	* 102	268	237	248		
Dekalb	DKC63-91VT2PRIB	CB,RR	234	* 101	20.9	55	2	258	* 234	210	* 267	* 105	278	* 276	246		
Cornelius	C7125DP	CB,RR	221	99	21.0	55	2	241	213	209	* 262	* 106	* 298	250	239		
Dairyland	DS-4878AM	CB,LL,RR	* 250	* 105	21.0	56	1	* 273	* 236	* 241	* 262	* 105	267	231	* 289		
Dairyland	DS-5144Q	CB,LL,RR,RW	* 248	* 104	21.0	56	3	* 283	* 236	225							
Cornelius	C6812DP	CB,RR	224	99	21.1	55	1	253	211	208							
Jung	61SS612	CB,LL,RR,RW	223	99	21.2	55	2	252	219	199							
AgriGold	A642-47STXRIB	CB,LL,RR,RW	205	94	21.3	56	6	237	202	175	* 244	98	250	* 255	228		
Power Plus	4C14AM	CB,LL,RR	* 240	* 103	21.3	55	2	252	* 237	230							
Renk	RK826VT2P	CB,RR	* 243	* 103	21.4	55	4	* 271	* 237	220							
Viking	58-11	None	222	98	21.4	55	6	254	220	192	* 260	* 105	272	242	* 266		
Renk	RK782VT2P	CB,RR	214	97	21.4	56	3	233	216	195							
Dekalb	DKC59-81SSRIB	CB,LL,RR,RW	229	100	21.6	56	4	238	229	218	* 253	* 102	246	* 260	251		
Dairyland	DS-4917AM	CB,LL,RR	* 247	* 104	21.7	56	0	* 268	* 240	* 234							
NK Brand	NK0877-3220 EZ1	CB,LL,RR	231	100	21.8	53	2	* 263	226	204							
AgriGold	A638-58STX	CB,LL,RR,RW	221	98	21.9	56	2	237	214	212							
FS InVISION	FS 6194V RIB	CB,RR	235	* 101	21.9	55	3	257	* 236	211							
110-DAY HYBRID TRIAL AVERAGE##						22.0											
LG Seeds	LG58C81STX	CB,LL,RR,RW	206	94	22.0	56	5	225	208	185							
Power Plus	5L44AM	CB,LL,RR	* 240	* 103	22.1	56	1	246	* 237	* 236							
Jung	59SS581	CB,LL,RR,RW	* 245	* 104	22.1	54	1	* 273	230	* 233	* 260	* 102	* 288	250	242		
Renk	RK882TRE	CB,RR	219	97	22.4	55	4	256	224	178							
FS InVISION	FS 6017V	CB,RR	* 252	* 105	22.5	54	2	* 276	* 246	* 233							

CONTINUED.

Table 8 (continued). Southern Zone - Late Maturity Grain Trial. (page 2 of 2)

108 day Relative Maturity or later based on company rating (Arlington= ARL, Janesville= JAN, Montfort=MON)

Brand	Hybrid	Traits†	2021									2020					
			Average						Yield (bu/A)			Average		Yield (bu/A)			
			Yield (bu/A)	P.I. #	Moist %	Test Wt.	Lodge %	ARL	JAN	MON	Yield (bu/A)	P.I. #	ARL	JAN	MON		
Dekalb	DKC62-20RIB	CB,RR	226	99	22.6	55	2	255	229	193							
Tracy Seeds	T108-29 5122EZ	CB,LL,RR,RW	223	99	22.7	55	2	241	210	219							
BH Genetics	BH 8121VT2P	CB,RR	228	99	22.9	54	2	* 265	228	189							
Renk	RK700SSTX	CB,LL,RR,RW	* 243	* 102	23.2	55	1	* 277	224	227	* 247	* 101	245	249	248		
Cornelius	C7366DGDP	CB,DT,RR	221	98	23.3	54	1	237	223	202							
LG Seeds	LG59C72VT2RIB	CB,RR	* 244	* 102	24.1	54	1	* 285	211	* 236	232	94	257	231	210		
Prairie Hybrids	6878	None	* 245	* 102	24.2	53	1	* 282	* 234	218							
Cornelius	C6855-5122	CB,LL,RR,RW	228	98	25.1	54	3	255	223	208							
Legacy Seeds	LC592-21-3330EZR	CB,LL,RR	213	95	25.1	52	1	253	211	176							
DenBesten	DB31-10	None	* 250	* 103	25.7	55	1	* 272	225	* 254							
NK Brand	NK1026-5332A EZ1	CB,LL,RR,RW-wo	* 238	100	25.8	53	1	* 263	* 234	217							
O'Brien Hybrids	OB1110	None	* 241	99	30.8	52	1	* 268	215	* 238							
MEAN			229	100	22.0	55	2	255	224	209	242	100	249	243	233		
LSD(0.10)			16	4	1.9	1	4	25	17	21	29	9	42	22	26		

Average grain moisture of all hybrids in the trial as rated by the participating company maturity rating systems. Ratings are rounded to 5 day increments.

* Hybrids that performed statistically similar to the highest hybrid in the trial.

Shaded results provide the best estimate of relative hybrid performance.

Table 9. South Central Zone - Early Maturity Grain Trial. (page 1 of 2)

100 day Relative Maturity or earlier based on company rating (Fond du Lac= FON, Galesville= GAL, Hancock= HAN)

Brand	Hybrid	Traits†	2021									2020				
			Average						Yield (bu/A)			Average		Yield (bu/A)		
			Yield (bu/A)	P.I. #	Moist %	Test Wt.	Lodge %	FON	GAL	HAN	Yield (bu/A)	P.I. #	FON	GAL	HAN	
PIP	X4295	None	210	96	21.2	55	1	237	183	209						
AgriGold	A627-83VT2RIB	CB,RR	210	95	21.3	55	3	245	190	195	224	100	201	261	209	
Renk	RK590VT2P	CB,RR	232	100	21.5	53	0	259	237	198						
Croplan Genetics	3899VT2PRIB	CB,RR	219	97	21.6	55	1	249	207	200	221	99	*225	231	206	
ProHarvest	X21474VT2P	CB,RR	224	98	21.6	54	0	267	217	189						
ProHarvest	4990VT2ProRIB	CB,RR	241	102	21.7	56	0	266	234	222	*244	*105	*228	*276	229	
Brunner	3990	None	241	102	21.8	54	0	261	233	*228						
Tracy Seeds	T095-29 3110	CB,LL,RR	235	101	21.8	56	0	258	232	216	225	*101	218	235	223	
Dairyland	DS-3550AM	CB,LL,RR	246	*103	21.8	53	0	270	249	219	228	*101	201	265	217	
Legacy Seeds	LC484-20VT2P(RIB)	CB,RR	230	100	21.8	54	0	258	218	213						
Frontiersmen	099-K1VT2PRIB	CB,RR	234	100	22.0	55	1	261	230	210						
PIP	X4297	None	*254	*104	22.2	55	1	278	248	*235						
Ag Armour	AA9608-3220	CB,LL,RR	221	98	22.2	55	0	246	218	199						
Dekalb	DKC48-95VT2PRIB	CB,RR	225	99	22.2	55	0	237	224	214	223	100	*222	223	223	
Dekalb	DKC50-88VT2PRIB	CB,RR	217	97	22.3	55	0	243	214	194						
Renk	RK579DGV2P	CB,DT,RR	242	102	22.4	55	0	*281	228	218	*246	*105	*242	261	235	
Dairyland	DS-3810Q	CB,LL,RR,RW	237	101	22.4	53	0	265	238	207	217	99	*236	194	222	
Legacy Seeds	LC474-20TRE	CB,RR	*259	*105	22.7	54	0	*286	*258	*232						
Thunder Seed	T6298 VT2P	CB,RR	222	97	22.9	54	0	260	206	201						
95-DAY HYBRID TRIAL AVERAGE##					22.9											
Dairyland	DS-3727AM	CB,LL,RR	249	*103	23.0	54	0	275	250	*223						
Tracy Seeds	T095-32 5122EZ	CB,LL,RR,RW	232	99	23.0	55	1	268	217	211						
Viking	99-00	None	223	97	23.3	55	0	257	205	206	219	99	209	237	212	
Legend Seeds	LR 9195DC5122	CB,LL,RR,RW	218	96	23.3	55	0	250	203	200						
AgriGold	A626-20-5122EZ	CB,LL,RR,RW	228	98	23.4	55	0	257	222	205						
100-DAY HYBRID TRIAL AVERAGE##					23.4											
Renk	RK600VT2P	CB,RR	243	102	23.4	54	1	262	243	*224	*254	*107	*219	*282	*259	
Frontiersmen	100-W0VT2PRIB	CB,RR	*256	*105	23.5	54	0	279	251	*239						
FS InVISION	FS 5098V RIB	CB,RR	249	*103	23.8	54	0	275	245	*228						
PIP	X4298	None	221	96	23.8	51	2	258	212	193						
AgriGold	A630-10STXRIB	CB,LL,RR,RW	246	102	24.0	54	0	261	248	*229	*245	*104	*221	*287	226	
AgriGold	A630-04	None	240	101	24.0	54	0	277	229	213						
Thunder Seed	T6100 VT2P	CB,RR	*265	*106	24.1	54	0	*281	*273	*240						
Dairyland	DS-3959Q	CB,LL,RR,RW	250	*103	24.6	54	0	267	*263	222						
Legacy Seeds	LC-4248VT2P(RIB)	CB,RR	*254	*104	24.6	54	0	271	*255	*235						

CONTINUED.

Table 9 (continued). South Central Zone - Early Maturity Grain Trial. (page 2 of 2)

100 day Relative Maturity or earlier based on company rating (Fond du Lac= FON, Galesville= GAL, Hancock= HAN)

Brand	Hybrid	Traits†	2021									2020				
			Average					Yield (bu/A)				Average		Yield (bu/A)		
			Yield (bu/A)	P.I. #	Moist %	Test Wt.	Lodge %	FON	GAL	HAN	Yield (bu/A)	P.I. #	FON	GAL	HAN	
Tracy Seeds	T099-31 3110	CB,LL,RR	230	99	24.6	54	0	253	226	213						
Golden Harvest	G99E68-5122 EZ1	CB,LL,RR,RW	246	102	25.0	55	0	272	247	218	223	99	202	255	212	
Dairyland	DS-4014Q	CB,LL,RR,RW	246	102	25.0	53	0	262	251	* 224	226	100	209	251	219	
Legacy Seeds	LC503-21-5222	CB,LL,RR,RW	234	99	25.3	52	0	262	237	202						
PIP	X5200	None	242	100	26.2	53	1	* 282	243	200						
AgriGold	A628-16VT2RIB	CB,RR	* 263	* 104	26.5	54	0	* 299	* 267	221	* 229	100	215	254	219	
O'Brien Hybrids	OBX2571	None	172	84	29.0	54	0	188	171	157						
MEAN			235	100	23.3	54	0	262	231	213	225	100	209	247	220	
LSD(0.10)			13	3	1.6	1	1	19	21	17	25	6	29	37	18	

† Traits: CB=Corn Borer, DT=Drought Tolerant, LL=Liberty Link, RR=Roundup Ready, RW=Corn Rootworm, Ify=Leafy, ND=Nutri-Dense, wo=Water Optimize.

Average grain moisture of all hybrids in the trial as rated by the participating company maturity rating systems. Ratings are rounded to 5 day increments.

* Hybrids that performed statistically similar to the highest hybrid in the trial.

Shaded results provide the best estimate of relative hybrid performance.

Table 10. South Central Zone - Late Maturity Grain Trial. (page 1 of 2)

101 day Relative Maturity or later based on company rating (Fond du Lac= FON, Galesville= GAL, Hancock= HAN)

Brand	Hybrid	Traits†	2021									2020			
			Average						Yield (bu/A)			Average			
			Yield (bu/A)	P.I. #	Moist %	Test Wt. %	Lodge %	FON	GAL	HAN	Yield (bu/A)	P.I. #	FON	GAL	HAN
DenBesten	DB32-00	None	194	93	21.4	54	0	212	178	191					
LG Seeds	LG52C37STX	CB,LL,RR,RW	212	95	23.2	54	0	231	212	192					
Thunder Seed	T6902 VT2P	CB,RR	221	98	23.3	55	0	233	230	201					
Dekalb	DKC51-98SSRIB	CB,LL,RR,RW	207	94	23.3	53	0	228	207	185					
Viking	46-02	None	215	96	23.8	55	0	224	206	215	159	85	54	235	189
Jung	51DP512	CB,RR	248	* 103	24.0	53	0	266	258	221					
Legacy Seeds	LC-5217VT2P(RIB)	CB,RR	230	99	24.0	54	0	249	224	216	226	* 102	188	268	222
DuPont Pioneer	P0220Q	CB,LL,RR,RW	222	97	24.2	53	0	239	213	215					
Renk	RK642VT2P	CB,RR	225	98	24.3	54	0	227	226	221	232	* 104	208	* 272	216
Dekalb	DKC51-91SSRIB	CB,LL,RR,RW	220	96	24.4	54	1	249	212	197					
Jung	51SS502	CB,LL,RR,RW	242	101	24.4	55	0	262	243	221					
Thunder Seed	T6004 VT2P	CB,RR	245	101	24.8	53	1	* 279	234	222					
100-DAY HYBRID TRIAL AVERAGE##					24.9										
Prairie Hybrids	3259	None	* 259	* 104	25.1	54	0	* 306	240	231					
Jung	54SS528	CB,LL,RR,RW	233	99	25.1	54	1	260	230	208					
Jung	54DP532	CB,RR	221	97	25.3	53	0	226	231	205					
ProHarvest	71P16VT2ProRIB	CB,RR	250	102	25.3	55	1	270	238	* 242					
Brunner	EXP104	None	* 263	* 105	25.4	54	0	* 277	* 262	* 250					
Tracy Seeds	T102-31 3110	CB,LL,RR	* 256	* 104	25.4	54	0	* 292	241	236	228	* 102	193	268	* 223
Renk	RK615SSTX	CB,LL,RR,RW	229	98	25.6	54	0	248	232	208					
FS InVISION	FS 5704V RIB	CB,RR	237	100	25.7	56	0	256	236	220					
Jung	53SS521	CB,LL,RR,RW	227	97	25.7	53	0	247	226	207	* 236	* 103	* 222	* 282	206
Dairyland	DS-4018AM	CB,LL,RR	* 254	* 103	25.7	54	0	* 284	250	227					
LG Seeds	LG54C76VT2RIB	CB,RR	225	97	25.9	55	1	249	213	213					
NK Brand	NK0314-5122 EZ1	CB,LL,RR,RW	228	98	26.0	55	0	224	252	207					
Viking	84-05	None	* 258	* 104	26.0	54	0	* 292	249	233					
FS InVISION	FS 5115X	CB,LL,RR,RW	240	100	26.1	54	0	253	243	224					
Legacy Seeds	LC-5319SSX(RIB)	CB,LL,RR,RW	239	100	26.2	55	0	266	245	205	* 258	* 108	* 241	* 294	* 239
FS InVISION	FS 5594X RIB	CB,LL,RR,RW	244	101	26.2	56	0	* 276	237	218	219	99	173	263	220
AgriGold	A635-54VT2RIB	CB,RR	241	100	26.5	55	0	265	251	207					
Golden Harvest	G02K39-5122 EZ1	CB,LL,RR,RW	241	100	26.5	52	0	258	234	230	214	100	193	236	215
Dekalb	DKC53-27SSRIB	CB,LL,RR,RW	238	99	26.6	53	1	256	239	220	230	101	213	267	211
Dekalb	DKC56-15RIB	CB,RR	* 270	* 106	26.7	53	1	* 285	* 281	* 245					
AgriGold	A633-14STX	CB,LL,RR,RW	253	102	26.7	55	0	* 283	* 265	209					
105-DAY HYBRID TRIAL AVERAGE##					26.7										

CONTINUED.

Table 10 (continued). South Central Zone - Late Maturity Grain Trial. (page 2 of 2)

101 day Relative Maturity or later based on company rating (Fond du Lac= FON, Galesville= GAL, Hancock= HAN)

Brand	Hybrid	Traits†	2021									2020				
			Average						Yield (bu/A)			Average		Yield (bu/A)		
			Yield (bu/A)	P.I. #	Moist %	Test Wt.	Lodge %	FON	GAL	HAN	Yield (bu/A)	P.I. #	FON	GAL	HAN	
Renk	RK625DGVT2P	CB,DT,RR	252	102	26.9	53	0	* 275	251	229						
LG Seeds	LG52C42	None	241	100	26.9	54	0	250	257	217						
Viking	72-06	None	* 254	102	26.9	51	0	* 292	245	223						
AgriGold	A631-90	None	237	99	27.0	54	0	264	220	226						
Legend Seeds	LR 9102DC5222	CB,LL,RR,RW	245	101	27.1	54	0	* 281	251	204						
Renk	RK710DGVT2P	CB,DT,RR	242	100	27.2	55	0	267	249	209	226	100	200	265	213	
Thunder Seed	T6204 VT2P	CB,RR	250	101	27.5	53	0	* 290	253	209						
Dairyland	DS-4510Q	CB,LL,RR,RW	* 264	* 104	27.6	54	0	* 301	* 264	227						
Dairyland	DS-4440AM	CB,LL,RR	* 260	* 103	27.7	54	0	* 290	250	* 240	* 243	* 105	* 224	* 290	214	
Prairie Hybrids	4470	None	246	100	28.0	52	0	* 282	227	230						
Dairyland	DS-4310AM	CB,LL,RR	248	100	29.2	55	0	267	243	234						
NK Brand	NK0877-3220 EZ1	CB,LL,RR	239	98	29.5	52	0	* 280	229	210						
Legend Seeds	LR 9106PCE	CB,LL,RR	* 257	102	30.0	51	0	* 289	250	233						
NK Brand	NK0748-5122 EZ1	CB,LL,RR,RW	228	93	34.6	53	0	264	221	198						
MEAN			239	100	26.1	54	0	263	237	218	223	100	191	267	212	
LSD(0.10)			16	3	2.2	1	0	34	19	13	27	7	46	22	17	

† Traits: CB=Coron Borer, DT=Drought Tolerant, LL=Liberty Link, RR=Roundup Ready, RW=Coron Rootworm, lfy=Leafy, ND=Nutri-Dense, wo=Water Optimize.

Average grain moisture of all hybrids in the trial as rated by the participating company maturity rating systems. Ratings are rounded to 5 day increments.

* Hybrids that performed statistically similar to the highest hybrid in the trial.

Shaded results provide the best estimate of relative hybrid performance.

Table 11. North Central Zone - Early Maturity Grain Trial. (page 1 of 2)

94 day Relative Maturity or earlier based on company rating (Chippewa Falls= CHP, Marshfield= MAR, Seymour= SEY, Valders= VAL)

Brand	Hybrid	Traits†	2021										2020					
			Average					Yield (bu/A)					Average		Yield (bu/A)			
			Yield (bu/A)	P.I. #	Moist %	Test Wt. %	Lodge %	CHP	MAR	SEY	VAL	Yield (bu/A)	P.I. #	CHP	MAR	SEY	VAL	
Thunder Seed	T6190 VT2P	CB,RR	220	98	19.2	56	0	198	243	213	227	183	95	220	189	145	178	
Dairyland	DS-2828AM	CB,LL,RR	229	99	19.5	56	2	197	240	243	237							
Federal Hybrids	4160VT2PRIB	CB,RR	238	101	19.5	55	0	202	250	246	256	*208	*102	228	201	*177	*226	
Federal Hybrids	4010VT2PRIB	CB,RR	211	96	19.6	56	0	193	223	214	216	181	94	222	196	138	168	
Legacy Seeds	LC391-20VT2P	CB,RR	238	102	19.6	55	0	216	243	247	248							
Dekalb	DKC39-55VT2PRIB	CB,RR	239	102	19.7	55	0	*226	245	240	246	*207	*101	244	*210	173	199	
FS InVISION	FS 4008V RIB	CB,RR	238	101	19.8	56	0	*222	246	229	255	*208	*101	252	190	*187	201	
NK Brand	NK9023-5222 EZ1	CB,LL,RR,RW	231	100	19.8	56	2	207	233	235	250							
Federal Hybrids	4225VT2P	CB,RR	218	97	19.9	55	0	180	241	220	231							
Thunder Seed	T6791 VT2P	CB,RR	235	100	19.9	55	1	214	255	224	245	*212	*103	245	193	*201	*208	
Brunner	2897GT-3120EZ	CB,LL,RR	224	98	20.1	55	0	201	227	233	236							
Jung	43DP402	CB,RR	241	102	20.2	56	1	216	241	*254	252							
AgriGold	A620-82VT2RIB	CB,RR	225	99	20.2	55	0	210	229	224	239							
Viking	42-92	None	217	96	20.3	55	0	176	230	219	242	199	98	242	196	160	198	
Federal Hybrids	4185VT2PRIB	CB,RR	231	100	20.3	54	0	208	239	243	233							
LG Seeds	LG44C27VT2RIB	CB,RR	240	101	20.4	55	0	207	*270	239	244	200	99	237	189	*196	178	
ProHarvest	4255RR2	RR	243	102	20.4	56	0	*226	244	*249	256	*214	*102	239	*206	*189	*220	
90-DAY HYBRID TRIAL AVERAGE##					20.5													
Dekalb	DKC43-75VT2PRIB	CB,RR	237	101	20.5	55	0	214	252	244	240	*220	*104	*265	*214	*181	*219	
Brunner	3911GT-3110A	CB,LL,RR	235	100	20.6	55	3	*226	222	*257	236							
Dairyland	DS-3162Q	CB,LL,RR,RW	*251	*103	20.6	54	3	*240	*265	233	*264	*217	*104	*267	*212	*193	199	
AgriGold	A622-65	None	*251	*104	20.6	55	0	*238	*262	*249	256	*211	*102	248	*216	162	*219	
Federal Hybrids	4120VT2P	CB,RR	235	100	20.7	57	0	215	224	*250	252							
Legacy Seeds	LC-3048SS(RIB)	CB,LL,RR,RW	217	96	20.7	57	1	195	230	218	224							
Dairyland	DS-3366AM	CB,LL,RR	*255	*105	20.7	57	1	*237	*267	*248	*270	*218	*104	*280	*219	149	*225	
Federal Hybrids	4300VT2PRIB	CB,RR	230	99	20.8	55	0	211	248	229	232	205	*100	*262	197	*179	180	
Dekalb	DKC42-65VT2PRIB	CB,RR	228	99	20.9	55	0	193	245	230	243							
Ag Armour	AA9100	CB,LL,RR	225	98	21.0	55	1	198	237	245	220							
Renk	RK429-3220A	CB,LL,RR-wo	237	101	21.1	56	0	*219	237	243	248							
Legacy Seeds	LC431-20SSX(RIB)	CB,LL,RR,RW	222	97	21.2	56	0	192	238	232	228	*224	*105	261	*209	*192	*232	
Legend Seeds	LR 9191VIP3110A	CB,LL,RR	216	96	21.3	57	0	196	215	227	228							
Dairyland	DS-3022AM	CB,LL,RR	*246	101	21.5	56	5	207	*263	244	*269							
ProHarvest	X21404VT2P	CB,RR	*256	*104	21.6	54	0	*236	*273	*254	*261							
ProHarvest	4340VT2PRIB	CB,RR	234	100	21.6	56	0	209	232	*253	242	*207	*101	250	191	176	*211	
95-DAY HYBRID TRIAL AVERAGE##					21.6													

CONTINUED.

Table 11 (continued). North Central Zone - Early Maturity Grain Trial. (page 2 of 2)

94 day Relative Maturity or earlier based on company rating (Chippewa Falls= CHP, Marshfield= MAR, Seymour= SEY, Valders= VAL)

Brand	Hybrid	Traits†	2021										2020					
			Average			Yield (bu/A)				Average			Yield (bu/A)					
			Yield (bu/A)	P.I. #	Moist %	Test Wt.	Lodge %	CHP	MAR	SEY	VAL	Yield (bu/A)	P.I. #	CHP	MAR	SEY	VAL	
Golden Harvest	G91V51-5222A EZ1	CB,LL,RR,RW-wo	236	100	21.8	55	0	215	251	245	233							
Legacy Seeds	LC441-20VT2P(RIB)	CB,RR	240	101	21.9	54	0	209	248	246	259	* 219	* 104	261	* 210	173	* 230	
NK Brand	NK9175-5222A EZ1	CB,LL,RR,RW-wo	233	99	21.9	55	2	205	232	* 254	242							
Ag Armour	AA9303-3220EZ	CB,LL,RR	208	94	22.1	54	0	168	215	218	233							
Dekalb	DKC44-98VT2PRIB	CB,RR	243	101	22.3	53	1	215	* 271	238	250							
Brunner	EXP93	None	233	99	22.4	55	0	201	251	236	245							
Frontiersmen	094-Z1VT2P	CB,RR	228	98	22.4	54	0	193	247	237	236							
Thunder Seed	T6294 VT2P	CB,DT,RR	* 255	* 104	22.6	56	0	* 230	* 256	* 266	* 268							
Renk	RK485DGV2P	CB,DT,RR	* 251	* 103	22.7	56	0	213	* 261	* 252	* 279							
Jung	44DP412	CB,RR	231	99	22.9	55	0	* 225	237	228	236							
Thunder Seed	T6992 VT2P	CB,RR	* 251	* 103	23.1	55	0	* 227	* 258	* 253	* 266	203	* 100	257	* 208	173	175	
MEAN			234	100	20.9	55	1	210	244	239	245	203	100	247	201	164	199	
LSD(0.10)			11	2	0.9	1	2	23	17	18	19	17	5	18	16	24	33	

† Traits: CB=Corn Borer, DT=Drought Tolerant, LL=Liberty Link, RR=Roundup Ready, RW=Corn Rootworm, lfy=Leafy, ND=Nutri-Dense, wo=Water Optimize.

Average grain moisture of all hybrids in the trial as rated by the participating company maturity rating systems. Ratings are rounded to 5 day increments.

* Hybrids that performed statistically similar to the highest hybrid in the trial.

Shaded results provide the best estimate of relative hybrid performance.

Table 12. North Central Zone - Late Maturity Grain Trial. (page 1 of 2)

95 day Relative Maturity or later based on company rating (Chippewa Falls= CHP, Marshfield= MAR, Seymour= SEY, Valders= VAL)

Brand	Hybrid	Traits†	2021										2020					
			Average					Yield (bu/A)					Average		Yield (bu/A)			
			Yield (bu/A)	P.I. #	Moist %	Test Wt.	Lodge %	CHP	MAR	SEY	VAL	Yield (bu/A)	P.I. #	CHP	MAR	SEY	VAL	
Dekalb	DKC45-95VT2PRIB	CB,RR	239	99	21.3	53	0	219	248	235	253	222	102	265	195	175	* 253	
FS InVISION	FS 4507V RIB	CB,RR	229	97	21.3	54	0	206	247	241	223	223	* 103	266	201	181	* 243	
Thunder Seed	T6996 VT2P	CB,RR	225	96	21.4	55	0	198	243	241	218	216	101	256	187	176	* 244	
LG Seeds	LG47C77VT2RIB	CB,RR	250	101	22.2	55	0	213	* 281	247	257							
Renk	RK561DGV2P	CB,DT,RR	234	98	22.3	55	0	210	243	243	241	215	100	252	195	186	227	
Legacy Seeds	LC451-21VT2P	CB,RR	244	100	22.3	54	0	235	249	241	253							
Dairyland	DS-3519AM	CB,LL,RR	256	102	22.3	56	1	240	* 282	247	254	218	101	261	199	180	232	
Federal Hybrids	4580	None	244	100	22.4	54	0	217	260	255	245							
Viking	52-96	None	242	99	22.8	54	0	228	252	249	242	213	100	252	188	180	234	
LG Seeds	LG46C73VT2RIB	CB,RR	241	99	23.1	55	0	223	241	246	252							
95-DAY HYBRID TRIAL AVERAGE##					23.1													
Federal Hybrids	4520DGV2P	CB,DT,RR	258	102	23.1	55	0	234	264	260	* 273							
ProHarvest	4990VT2ProRIB	CB,RR	264	* 103	23.2	54	0	* 241	272	269	* 274	223	102	* 273	* 208	185	228	
Federal Hybrids	4680VT2PRIB	CB,RR	241	99	23.2	54	0	213	253	239	257							
AgriGold	A627-83VT2RIB	CB,RR	239	98	23.3	55	0	205	259	245	249							
Dairyland	DS-3550AM	CB,LL,RR	259	102	23.4	53	0	231	273	249	* 282	225	102	* 282	197	172	* 249	
ProHarvest	4630VT2ProRIB	CB,RR	239	98	23.5	55	0	215	244	243	255	220	101	267	198	174	240	
Legacy Seeds	LC484-20VT2P(RIB)	CB,RR	253	101	23.5	54	0	227	257	260	266							
Jung	47DP411	CB,RR	247	100	23.6	53	0	221	247	263	256	* 233	* 104	* 288	202	185	* 255	
Legacy Seeds	LC461-21DGV2P	CB,DT,RR	248	100	23.6	56	1	226	242	255	* 269							
FS InVISION	FS 4715V	CB,RR	252	101	23.8	53	0	220	265	269	253							
Jung	47DP429	CB,RR	261	102	23.8	55	0	232	272	271	* 271	* 243	* 107	271	* 220	* 209	* 272	
Legend Seeds	LR 9995VIP3220	CB,LL,RR	240	98	23.9	55	0	226	241	251	240							
AgriGold	A626-20-5122EZ	CB,LL,RR,RW	242	99	23.9	54	1	226	250	237	255							
Dairyland	DS-3810Q	CB,LL,RR,RW	253	101	24.0	53	0	237	257	254	263	* 231	* 103	* 284	202	187	* 250	
Legacy Seeds	LC474-20TRE	CB,RR	* 273	* 105	24.0	52	0	* 254	* 290	265	* 282							
Dekalb	DKC48-95VT2PRIB	CB,RR	239	98	24.0	54	1	211	251	252	244	223	102	261	* 213	182	235	
Renk	RK593VT2P	CB,RR	259	102	24.3	55	0	239	254	266	* 278	* 231	* 104	* 280	201	189	* 253	
Renk	RK579DGV2P	CB,DT,RR	259	102	24.5	54	0	* 250	264	253	* 268	226	102	269	* 204	171	* 260	
Thunder Seed	T6298 VT2P	CB,RR	231	96	24.8	53	0	210	234	224	253							
Renk	RK590VT2P	CB,RR	260	102	24.9	53	0	227	* 284	251	* 277							
Dekalb	DKC48-69VT2PRIB	CB,RR	253	100	24.9	54	0	228	245	260	* 278							
Federal Hybrids	4820VT2	CB,RR	235	97	25.2	54	0	224	223	244	250							
100-DAY HYBRID TRIAL AVERAGE##					25.3													
Dairyland	DS-3727AM	CB,LL,RR	251	100	25.5	53	0	238	268	247	249							

CONTINUED.

Table 12 (continued). North Central Zone - Late Maturity Grain Trial. (page 2 of 2)

95 day Relative Maturity or later based on company rating (Chippewa Falls= CHP, Marshfield= MAR, Seymour= SEY, Valders= VAL)

Brand	Hybrid	Traits†	2021										2020				
			Average			Yield (bu/A)				Average		Yield (bu/A)					
			Yield (bu/A)	P.I. #	Moist %	Test Wt.	Lodge %	CHP	MAR	SEY	VAL	Yield (bu/A)	P.I. #	CHP	MAR	SEY	VAL
Golden Harvest	G99E68-5122 EZ1	CB,LL,RR,RW	252	100	25.6	54	0	217	273	263	254						
Jung	49DP441	CB,RR	256	100	26.3	53	0	239	264	249	* 272						
ProHarvest	71P16VT2ProRIB	CB,RR	* 278	* 105	26.4	53	0	* 263	* 282	* 281	* 288						
Dairyland	DS-3959Q	CB,LL,RR,RW	250	99	26.5	52	1	231	257	255	258						
FS InVISION	FS 5098V RIB	CB,RR	* 273	* 103	26.7	53	0	235	* 291	* 286	* 280						
Brunner	4101-5222EZ	CB,LL,RR,RW	247	97	28.5	53	0	216	242	258	* 274						
MEAN			249	100	23.9	54	0	226	258	253	259	216	100	261	190	180	233
LSD(0.10)			11	2	1.3	1	0	22	14	14	21	15	4	20	16	21	32

† Traits: CB=Corn Borer, DT=Drought Tolerant, LL=Liberty Link, RR=Roundup Ready, RW=Corn Rootworm, lfy=Leafy, ND=Nutri-Dense, wo=Water Optimize.

Average grain moisture of all hybrids in the trial as rated by the participating company maturity rating systems. Ratings are rounded to 5 day increments.

* Hybrids that performed statistically similar to the highest hybrid in the trial.

Shaded results provide the best estimate of relative hybrid performance.

Table 13. Northern Zone Grain Trial. (page 1 of 2)

(Coleman= COL, Marshfield= MAR, Spooner dryland sand= SPD, Spooner irrigated sand= SPI, Spooner dryland silt loam= SPS)

Brand	Hybrid	Traits†	2021											2020										
			Average					Yield (bu/A)					Average		Yield (bu/A)									
			Yield (bu/A)	P.I. #	Moist %	Test Wt.	Lodge %	COL	MAR	SPD	SPI	SPS	Yield (bu/A)	P.I. #	COL	MAR	SPD	SPI	SPS					
DeKalb	DKC31-85VT2PRIB	CB,RR	171	97	17.8	55	0	207	213	108	179	149	204	100	214	213	199	210	186					
80-DAY HYBRID TRIAL AVERAGE##			18.2																					
Jung	27DP202	CB,RR	176	99	18.2	56	0	210	206	*129	181	153												
Frontiersmen	081-Z1VT2PRIB	CB,RR	165	96	18.3	56	1	190	200	113	173	148												
Renk	RK227VT2P	CB,RR	158	93	18.4	58	4	195	204	95	165	130	212	101	244	200	215	216	187					
Dairyland	DS-2350RR	RR	176	98	18.4	54	4	211	231	112	170	156	209	100	217	206	210	213	198					
Thunder Seed	T6085 VT2P	CB,RR	182	100	18.5	57	1	221	222	107	186	*172	203	99	198	202	224	210	181					
Dekalb	DKC33-37VT2PRIB	CB,RR	166	96	18.8	57	0	183	200	113	181	150	195	97	192	204	207	200	175					
ProHarvest	X21200VT2P	CB,RR	166	95	19.1	56	1	199	201	102	180	150												
Jung	35DP301	CB,RR	181	100	19.4	56	0	205	230	127	183	160												
FS InVISION	FS 3508V RIB	CB,RR	180	99	19.7	55	1	218	213	125	189	155	220	103	239	*221	216	*221	*202					
Dairyland	DS-2505Q	CB,LL,RR,RW	190	*102	19.7	55	0	226	227	127	200	*169												
ProHarvest	X21209VT2P	CB,RR	171	96	20.1	55	0	209	219	91	178	156												
Dekalb	DKC36-48VT2PRIB	CB,RR	176	98	20.2	54	0	211	202	109	196	161												
Thunder Seed	T6185 VT2P	CB,RR	169	96	20.2	55	0	195	209	108	189	146	206	100	185	*222	224	210	192					
Thunder Seed	T6987 VT2P	CB,RR	179	98	20.3	56	1	216	225	115	190	147	210	100	217	*219	203	*221	188					
85-DAY HYBRID TRIAL AVERAGE##			20.3																					
Jung	40DP401	CB,RR	196	*103	20.6	55	0	239	229	123	213	*176												
Federal Hybrids	3510VT2PRIB	CB,RR	169	96	20.6	55	0	189	197	120	184	155	223	103	238	*227	230	*218	*200					
Dekalb	DKC36-86VT2PRIB	CB,RR	180	99	20.7	54	0	217	207	126	203	148	217	102	231	*219	225	213	198					
Federal Hybrids	3810VT2PRIB	CB,RR	179	98	20.8	55	0	203	216	115	198	162	215	101	241	197	231	213	193					
Jung	39DP338	CB,RR	202	*105	20.8	55	0	229	240	*150	212	*180	223	103	242	215	*244	215	198					
LG Seeds	LG36C62VT2RIB	CB,RR	180	99	20.9	55	0	211	227	128	185	148												
Federal Hybrids	3790VT2PRIB	CB,RR	177	97	21.0	56	1	218	221	111	192	144	209	100	208	205	214	*226	192					
Renk	RK256-3120	CB,LL,RR	191	101	21.1	57	0	233	232	*132	195	*164												
Viking	80-89	None	186	100	21.4	55	1	223	233	125	173	*176	*227	103	*257	211	*252	*224	190					
Federal Hybrids	4010VT2PRIB	CB,RR	189	100	21.4	54	2	223	233	115	208	*169	207	99	221	199	224	207	184					
Legend Seeds	JSC47J9185VIP3110	CB,LL,RR	181	98	21.5	56	0	226	222	108	186	162												
Jung	41DP400	CB,RR	201	*104	21.5	55	1	*254	245	128	200	*180												
Golden Harvest	G84J92-3120A EZ1	CB,LL,RR-wo	176	97	21.6	55	0	211	204	115	196	155												
LG Seeds	LG42C24	None	*203	*103	21.6	54	1	*264	255	121	202	*173												
Dairyland	DS-3022AM	CB,LL,RR	*204	*104	21.6	55	1	*254	260	*132	208	*167												
Dairyland	DS-2828AM	CB,LL,RR	189	100	21.6	55	1	230	245	109	194	*167												
Renk	RK312VT2P	CB,RR	198	*103	21.8	55	0	227	258	*135	203	*167	*230	*104	*275	*223	231	*225	194					
Brunner	EXP88	None	183	98	21.8	54	1	217	244	115	187	152												

CONTINUED.

Table 13 (continued). Northern Zone Grain Trial. (page 2 of 2)

(Coleman=COL, Spooner dryland sand = SPD, Spooner irrigated sand = SPI, Spooner dryland silt loam = SPS)

Brand	Hybrid	Traits†	2021										2020							
			Average					Yield (bu/A)					Average		Yield (bu/A)					
			Yield (bu/A)	P.I. #	Moist %	Test Wt.	Lodge %	COL	MAR	SPD	SPI	SPS	Yield (bu/A)	P.I. #	COL	MAR	SPD	SPI	SPS	
Thunder Seed	T6190 VT2P	CB,RR	187	100	21.9	54	2	217	233	126	198	159								
Dairyland	DS-3366AM	CB,LL,RR	200	* 103	22.0	56	1	242	253	* 131	213	161	* 231	* 105	251	* 230	* 239	* 223	* 213	
Federal Hybrids	4160VT2PRIB	CB,RR	200	* 103	22.1	53	0	* 250	238	126	* 216	* 169	221	102	* 265	202	229	* 223	185	
Jung	36DP318	CB,RR	177	98	22.1	54	1	203	221	128	178	157	211	99	211	210	* 237	214	181	
Federal Hybrids	4225VT2P	CB,RR	202	* 104	22.2	54	0	223	253	* 149	* 218	* 168								
Federal Hybrids	3880VT2PRIB	CB,RR	187	100	22.3	54	0	224	224	126	204	156	222	102	* 264	205	* 243	203	195	
ProHarvest	57P17VT2ProRIB	CB,RR	190	100	22.3	54	0	241	232	112	202	* 165	218	102	246	201	* 234	* 220	190	
Legacy Seeds	LC413-20-3110A	CB,LL,RR-wo	195	101	22.3	54	0	231	236	120	213	* 173	221	102	240	202	* 243	* 222	197	
90-DAY HYBRID TRIAL AVERAGE##					22.3															
Brunner	2897GT-3120EZ	CB,LL,RR	180	98	22.3	55	0	209	220	117	198	153	224	103	246	200	* 241	* 232	* 200	
FS InVISION	FS 4507V RIB	CB,RR	195	101	22.4	55	0	232	248	111	211	* 172								
Brunner	3911GT-3110A	CB,LL,RR	200	* 103	22.4	54	0	* 247	245	* 132	* 215	161								
Ag Armour	AA9100	CB,LL,RR	192	101	22.5	54	0	238	231	* 133	188	* 170								
NK Brand	NK9023-5222 EZ1	CB,LL,RR,RW	183	98	22.6	55	0	220	227	115	197	154								
Legacy Seeds	LC391-20VT2P	CB,RR	* 207	* 105	22.7	54	0	227	249	* 147	* 226	* 183								
Renk	RK297VT2P	CB,RR	197	* 102	22.8	54	0	234	237	* 138	205	* 171								
ProHarvest	4255RR2	RR	193	101	23.1	53	1	229	243	118	209	* 168	214	100	* 255	210	214	202	191	
Dairyland	DS-3162Q	CB,LL,RR,RW	201	* 103	23.2	52	1	* 248	259	* 135	204	157								
FS InVISION	FS 4008V RIB	CB,RR	* 206	* 104	23.4	53	0	231	253	* 147	* 227	* 170	223	102	* 255	211	* 232	* 227	189	
Federal Hybrids	4185VT2PRIB	CB,RR	198	* 102	23.6	54	0	242	254	126	206	162								
Legacy Seeds	LC431-20SSX(RIB)	CB,LL,RR,RW	193	100	23.8	54	0	219	244	117	* 222	* 163								
NK Brand	NK9175-5222A EZ1	CB,LL,RR,RW-wo	192	100	23.8	54	0	244	238	* 130	193	155								
Legacy Seeds	LC-3048SS(RIB)	CB,LL,RR,RW	193	100	23.8	55	2	221	250	126	209	157								
95-DAY HYBRID TRIAL AVERAGE##					23.9															
Golden Harvest	G91V51-5222A EZ1	CB,LL,RR,RW-wo	196	101	23.9	54	0	238	244	122	203	* 173								
Federal Hybrids	4120VT2P	CB,RR	194	100	24.2	56	0	237	242	121	205	* 163								
ProHarvest	4340VT2PRIB	CB,RR	200	* 102	24.9	54	0	235	242	127	* 214	* 183	226	103	* 279	208	229	* 219	193	
FS InVISION	FS 4715V	CB,RR	* 213	* 104	26.3	52	0	* 259	* 283	* 136	* 221	* 165								
MEAN			187	100	21.5	55	1	224	232	122	198	162	211	100	227	204	222	213	189	
LSD(0.10)			10	3	1.0	1	1	18	17	21	13	20	14	3	29	15	20	18	14	

† Traits: CB=Corn Borer, DT=Drought Tolerant, LL=Liberty Link, RR=Roundup Ready, RW=Corn Rootworm, Ify=Leafy, ND=Nutri-Dense, wo=Water Optimize.

Average grain moisture of all hybrids in the trial as rated by the participating company maturity rating systems. Ratings are rounded to 5 day increments.

* Hybrids that performed statistically similar to the highest hybrid in the trial.

Shaded results provide the best estimate of relative hybrid performance.

Table 14. Southern Zone - Early Maturity Silage Trial.

110 day Relative Maturity or earlier based on company rating (Arlington= ARL, Montfort=MON)

Brand	Hybrid	Traits†	2021								2020						
			Average			Moist	NDF	NDFD	Starch	Yield (T/A)		Average			Yield (T/A)		
			Yield (T/A)	Milk per Ton	Milk per Acre					ARL	MON	Yield (T/A)	Milk per Ton	Milk per Acre	ARL	MON	
Cornelius	C461DP	CB,RR	10.7	3280	35000	56.5	37	59	35	10.9	10.4						
AgriGold	A638-74VT2RIB	CB,RR	11.7	3270	38200	57.9	37	58	34	11.8	* 11.6	* 13.2	* 3080	* 40900	* 15.2	11.3	
Viking	51-04	None	11.7	* 3380	* 39600	59.6	36	61	35	12.0	11.4	* 12.0	* 3260	* 39200	12.4	* 11.7	
Latham	LH5965VT2PRORIB	CB,RR	* 12.1	* 3370	* 40800	60.0	35	58	36	* 12.7	* 11.5						
Jung	57SS530	CB,LL,RR,RW	11.1	3310	36900	60.3	35	60	34	12.1	10.2	10.3	* 2970	30600	11.5	9.1	
Dekalb	DKC60-80SSRIB	CB,LL,RR,RW	10.9	* 3390	36800	60.7	37	60	34	11.4	10.4						
AgriGold	A638-58STX	CB,LL,RR,RW	10.5	* 3460	36400	60.8	35	61	36	11.3	9.7						
AgriGold	A639-70STXRIB	CB,LL,RR,RW	11.3	* 3470	39400	61.1	36	62	35	11.4	11.2	10.9	* 3170	* 34500	12.0	9.7	
FS InVISION	FS 6017V	CB,RR	* 12.2	* 3500	* 42800	61.2	35	61	36	* 13.3	11.2						
Dairyland	HiDF-4545Q	CB,LL,RR,RW	11.8	* 3460	* 40700	61.8	35	63	35	12.4	11.1						
Dairyland	DS-5279Q	CB,LL,RR,RW	* 12.3	* 3460	* 42400	62.0	35	62	35	12.5	* 12.0						
Cornelius	C575DP	CB,RR	11.4	* 3420	38900	62.2	37	60	34	11.6	11.1						
Legacy Seeds	LC592-21-3330EZR	CB,LL,RR	11.1	* 3400	37700	62.2	38	61	32	11.1	11.1						
105-DAY HYBRID TRIAL AVERAGE##						62.4											
110-DAY HYBRID TRIAL AVERAGE##						62.5											
Dairyland	DS-4878AM	CB,LL,RR	* 12.4	* 3370	* 41900	62.5	37	62	32	* 13.5	11.3						
Jung	59SS581	CB,LL,RR,RW	11.6	* 3390	* 39500	62.8	36	60	34	12.3	11.0						
Dairyland	DS-5144Q	CB,LL,RR,RW	* 12.3	* 3380	* 41400	63.1	37	63	32	* 13.1	* 11.5						
NK Brand	NK1026-5332A EZ1	CB,LL,RR,RW-wo	11.6	3260	37900	63.3	39	61	30	11.9	11.3						
Cornelius	C6936SS	CB,LL,RR,RW	11.2	* 3410	38100	63.3	37	60	34	11.8	10.6						
NK Brand	NK1082-5222A EZ1	CB,LL,RR,RW-wo	11.4	3360	38300	63.4	37	59	33	11.9	10.9	* 11.4	* 3130	* 35800	11.8	11.1	
Dekalb	DKC59-81SSRIB	CB,LL,RR,RW	11.7	3320	38800	63.5	37	60	32	12.2	11.2						
NK Brand	NK0748-5122 EZ1	CB,LL,RR,RW	11.6	3200	36900	63.7	38	59	30	12.2	10.9						
Dekalb	DKC56-65SSRIB	CB,LL,RR,RW	10.4	3300	34500	63.7	39	60	30	10.7	10.1						
Cornelius	C6812DP	CB,RR	11.4	3230	36700	64.5	39	59	30	12.3	10.4						
Jung	57SS552	CB,LL,RR,RW	11.1	* 3410	37800	64.5	37	61	32	11.9	10.4						
PIP	X6210	None	* 12.5	3200	* 40100	64.9	39	56	30	* 12.7	* 12.3						
Brevant	B06U78SXE	CB,LL,RR,RW	10.0	* 3470	34600	65.2	41	70	28	10.7	9.3						
O'Brien Hybrids	OB1185	None	11.1	3150	35000	65.2	40	60	27	11.3	11.0	* 11.8	* 3090	* 36500	12.5	11.1	
Dairyland	HiDF-4999Q	CB,LL,RR,RW	* 12.4	* 3410	* 42500	65.2	35	63	33	* 13.0	* 11.9	* 12.5	2920	* 36900	11.7	* 13.4	
O'Brien Hybrids	OB6175	CB,LL,RR	11.8	3140	37000	66.7	41	59	26	12.3	11.2						
MEAN			11.5	3350	38500	62.5	37	61	33	12.0	11.0	11.0	3070	33900	11.7	10.3	
LSD(0.10)			0.7	130	3300	1.9	2	2	3	0.9	0.8	2.0	320	8600	2.1	1.8	

† Traits: CB=Corn Borer, DT=Drought Tolerant, LL=Liberty Link, RR=Roundup Ready, RW=Corn Rootworm, lfy=Leafy, ND=Nutri-Dense, wo=Water Optimize.

Average whole plant moisture of all hybrids in the trial as rated by the participating company maturity rating systems. Ratings are rounded to 5 day increments.

* Hybrids that performed statistically similar to the highest hybrid in the trial.

Shaded results provide the best estimate of relative hybrid performance.

Table 15. Southern Zone - Late Maturity Silage Trial.

111 day Relative Maturity or later based on company rating (Arlington= ARL, Montfort=MON)

Brand	Hybrid	Traits†	2021								2020					
			Average			Moist %	NDF %	NDFD %	Starch %	Yield (T/A)		Average			Yield (T/A)	
			Yield (T/A)	Milk per Ton	Milk per Acre					ARL	MON	Yield (T/A)	Milk per Ton	Milk per Acre	ARL	MON
Cornelius	C7125DP	CB,RR	10.5	* 3320	34900	59.7	39	59	32	11.1	9.9	* 11.6	* 3150	* 36700	* 12.5	* 10.7
Cornelius	C7228VT2P	CB,RR	* 12.0	* 3340	* 40100	61.1	38	61	32	* 12.8	11.3					
FS InVISION	FS 6217X RIB	CB,LL,RR,RW	11.3	* 3370	* 38000	62.1	36	60	34	12.0	10.6					
Latham	LH6285VT2PRORIB	CB,RR	11.6	* 3350	* 39000	62.2	37	61	32	11.5	* 11.8	* 11.6	* 3050	* 35400	* 13.9	9.3
NK Brand	NK1188-5122 EZ1	CB,LL,RR,RW	* 11.9	* 3330	* 39600	62.6	37	61	32	12.1	* 11.7					
Golden Harvest	G13Z50-5222 EZ1	CB,LL,RR,RW	11.2	* 3360	* 37700	62.7	39	62	31	11.9	10.6					
Legacy Seeds	LC634-20SSX(RIB)	CB,LL,RR,RW	11.1	* 3300	36800	63.3	38	60	31	12.0	10.2					
FS InVISION	FS 6395VDG RIB	CB,DT,RR	* 11.8	* 3360	* 39500	63.4	37	62	32	* 12.2	11.3	* 11.6	* 3040	* 35400	* 13.6	9.7
FS InVISION	FS 6306T RIB	CB,RR	11.4	3240	36900	63.5	39	58	30	* 12.4	10.4					
110-DAY HYBRID TRIAL AVERAGE##						63.5										
FS InVISION	FS 6106X RIB	CB,LL,RR,RW	10.7	* 3360	36000	63.6	38	60	31	11.9	9.5	* 12.4	* 3080	* 38500	* 14.1	* 10.8
Legacy Seeds	LC623-21-5122EZR	CB,LL,RR,RW	* 12.1	3200	* 39000	63.7	40	60	29	* 12.8	* 11.5					
NK Brand	NX11207-3120 EZ1	CB,LL,RR	11.0	3280	36200	63.8	38	61	30	11.7	10.4					
Prairie Hybrids	8960	None	* 12.0	* 3360	* 40400	63.8	37	61	32	12.0	* 12.0					
Latham	LH6477VT2PRORIB	CB,RR	* 12.1	3090	* 37400	64.1	40	57	28	* 12.7	* 11.5					
AgriGold	A642-47STXRIB	CB,LL,RR,RW	11.3	* 3420	* 38700	64.3	38	62	32	11.5	11.1	9.9	* 3110	30900	11.0	8.8
Golden Harvest	G12S75-5122 EZ1	CB,LL,RR,RW	* 12.0	3190	* 38200	64.5	39	60	29	11.8	* 12.1	* 11.7	2870	* 33700	* 12.4	* 11.0
Prairie Hybrids	7830	None	* 12.4	3270	* 40500	64.7	39	61	30	* 13.3	11.4					
Dekalb	DKC64-44SSRIB	CB,LL,RR,RW	11.2	3260	36500	64.8	39	60	30	11.0	11.4					
115-DAY HYBRID TRIAL AVERAGE##						64.8										
Prairie Hybrids	8290	None	* 12.5	3270	* 40800	64.9	37	62	30	* 13.0	* 11.9	* 12.6	* 3080	* 38600	* 14.4	* 10.9
NK Brand	NK1239-5122 EZ1	CB,LL,RR,RW	* 12.5	3190	* 40000	65.0	40	60	28	* 13.2	* 11.8	* 12.1	* 2960	* 35800	* 13.4	* 10.8
FS InVISION	FS 6107T RIB	CB,RR	11.5	* 3410	* 39200	65.6	37	60	33	12.0	10.9					
Dairyland	HiDF-5202Q	CB,LL,RR,RW	11.4	* 3370	* 38500	67.1	37	63	31	12.1	10.7	10.2	* 2950	29900	11.0	9.4
NK Brand	NX11308-5122 EZ1	CB,LL,RR,RW	11.5	3110	35700	68.8	38	57	29	11.5	11.4					
Viking	O.82-14P	None	11.1	3230	35900	68.9	40	60	28	11.5	10.7	* 11.5	* 3140	* 36300	* 12.7	* 10.3
MEAN			11.6	3290	38100	64.1	38	60	31	12.1	11.1	11.3	3030	34100	12.3	10.3
LSD(0.10)			0.9	130	3800	2.3	3	2	3	1.1	0.7	1.7	270	6800	2.2	1.7

† Traits: CB=Corn Borer, DT=Drought Tolerant, LL=Liberty Link, RR=Roundup Ready, RW=Corn Rootworm, Ify=Leafy, ND=Nutri-Dense, wo=Water Optimize.

Average whole plant moisture of all hybrids in the trial as rated by the participating company maturity rating systems. Ratings are rounded to 5 day increments.

* Hybrids that performed statistically similar to the highest hybrid in the trial.

Shaded results provide the best estimate of relative hybrid performance.

Figure 2. Relationship between Milk per Acre and Milk per Ton of corn hybrids in Southern Wisconsin during 2021. A bolded hybrid performed statistically similar to the highest hybrid for Yield, Milk per Ton and Milk per Acre.

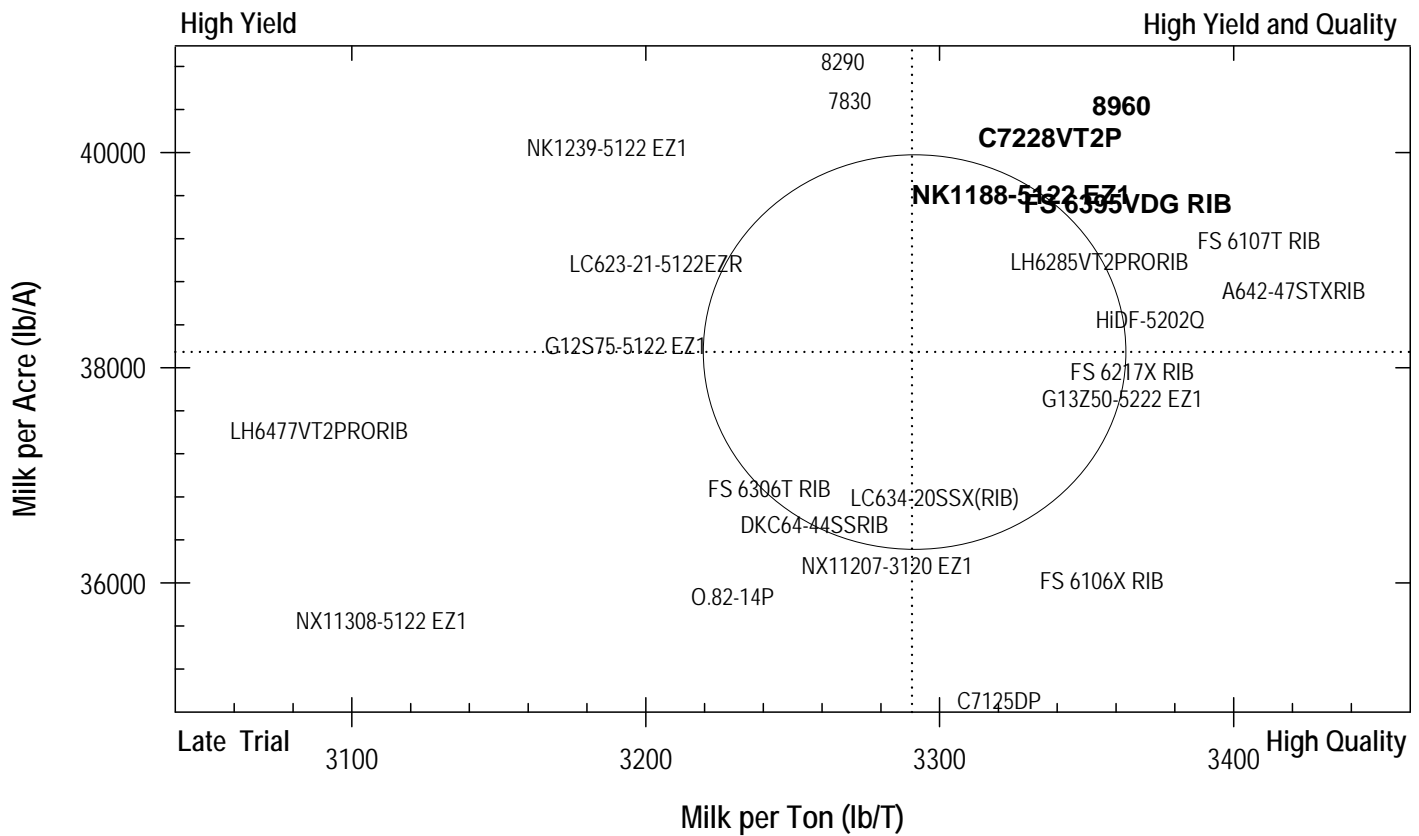
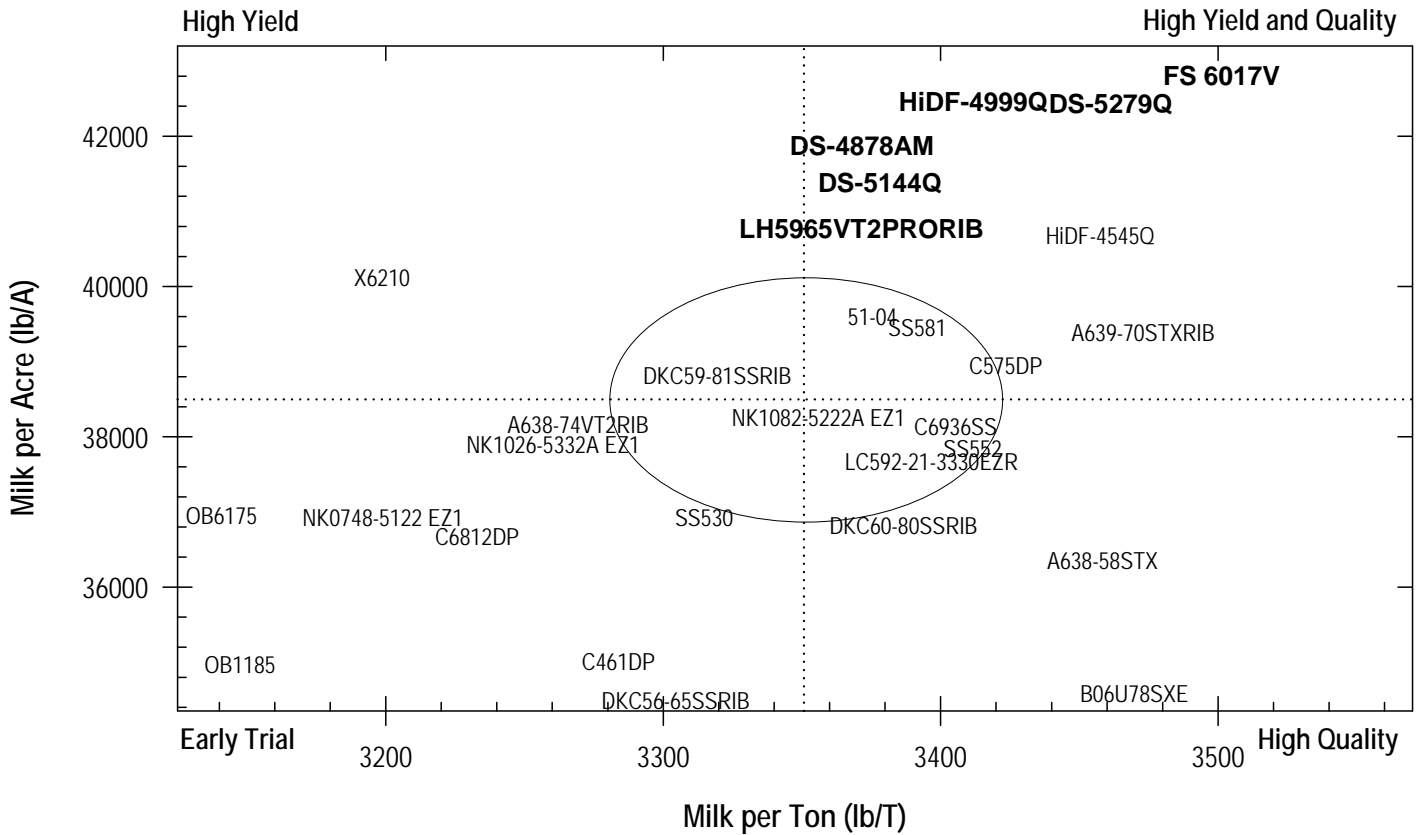


Table 16. South Central Zone - Early Maturity Silage Trial. (page 1 of 2)

107 day Relative Maturity or earlier based on company rating (Arlington= ARL, Fond du Lac= FON, Galesville= GAL)

Brand	Hybrid	Traits†	2021										2020				
			Average			Moist	NDF	NDFD	Starch	Yield (T/A)		Average			Yield (T/A)		
			Yield (T/A)	Milk per Ton	Acre					FON	GAL	Yield (T/A)	Milk per Ton	Acre	GAL	ARL	
Legacy Seeds	LC533-20-5222EZR	CB,LL,RR,RW	* 11.4	3100	35600	66.0	40	58	27	* 11.7	11.2						
Channel	203-83STXRIB	CB,LL,RR,RW	* 11.3	* 3450	* 38800	66.5	36	61	34	11.4	11.1						
FS InVISION	FS 5594X RIB	CB,LL,RR,RW	10.5	3250	34100	66.8	37	59	31	10.9	10.0	10.9	* 3150	34300	11.4	10.4	
NK Brand	NK0314-5122 EZ1	CB,LL,RR,RW	10.6	* 3360	35700	67.1	36	58	33	10.9	10.3						
Channel	203-60TRERIB	CB,RR	* 11.7	3140	* 36800	67.2	41	58	27	* 11.9	11.4	11.6	3040	35500	* 12.3	11.0	
Legacy Seeds	LC555-21-5122EZR	CB,LL,RR,RW	* 11.4	* 3360	* 38200	67.7	37	60	32	11.4	11.4						
Jung	55DD520	CB,DT,RR	10.9	* 3360	* 36600	67.8	37	60	32	10.9	10.8	11.5	* 3180	36700	11.5	11.4	
100-DAY HYBRID TRIAL AVERAGE##						68.1											
105-DAY HYBRID TRIAL AVERAGE##						68.5											
Viking	51-04	None	9.5	3230	31000	68.6	38	60	30	* 11.7	7.2	11.5	* 3170	36500	* 12.1	11.0	
Jung	56SS538	CB,LL,RR,RW	* 11.3	* 3260	* 36700	68.6	37	58	31	* 11.7	10.8	11.0	3090	33900	11.3	10.7	
Golden Harvest	G02K39-5122 EZ1	CB,LL,RR,RW	* 11.2	* 3290	* 37000	68.6	38	61	30	11.2	11.2						
Latham	LH5742RR	RR	* 12.3	* 3290	* 40600	68.9	38	59	31	* 12.2	* 12.5						
NK Brand	NK0748-5122 EZ1	CB,LL,RR,RW	* 12.7	3090	* 39200	68.9	38	60	28	* 12.0	* 13.4						
Channel	207-87VT2PRIB	CB,RR	* 12.8	3240	* 41300	69.0	38	59	30	* 12.4	* 13.1						
NK Brand	NK0243-5122 EZ1	CB,LL,RR,RW	* 11.3	3220	36100	69.0	39	61	29	10.7	11.8						
Dairyland	DS-4440AM	CB,LL,RR	* 11.6	* 3390	* 39300	69.0	36	63	32	11.5	11.7						
Channel	207-27STXRIB	CB,LL,RR,RW	10.4	* 3420	35700	69.4	36	60	34	10.2	10.7						
AgriGold	A633-14STX	CB,LL,RR,RW	* 11.8	3210	* 38000	69.6	39	58	29	* 11.7	11.9	11.3	* 3230	36600	11.6	11.1	
AgriGold	A636-11STXRIB	CB,LL,RR,RW	* 11.2	3170	35700	70.7	38	60	28	* 12.1	10.4	12.1	* 3160	38500	11.6	* 12.5	
O'Brien Hybrids	OB1105	None	10.6	* 3320	34900	70.8	37	59	31	* 12.6	8.6						
Channel	205-70STXRIB	CB,LL,RR,RW	10.1	3200	32500	70.9	39	59	28	10.1	10.1	10.5	* 3210	33800	10.7	10.2	
AgriGold	A636-16	None	* 11.4	3080	35100	71.0	40	56	27	* 11.9	10.8	12.1	* 3110	37700	* 12.9	11.4	
Dairyland	HiDF-3802Q	CB,LL,RR,RW	* 11.3	3150	35500	71.3	41	61	27	11.1	11.4	* 12.8	* 3270	* 41700	* 12.7	* 12.8	
Brevant	B06U78SXE	CB,LL,RR,RW	10.7	* 3310	35400	71.4	44	67	25	10.5	10.8						
Jung	57SS552	CB,LL,RR,RW	10.7	3040	32700	71.4	41	60	25	10.0	11.5						
Dairyland	HiDF-4545Q	CB,LL,RR,RW	* 11.7	3190	* 37400	71.6	39	60	28	11.4	* 12.0	* 13.4	3100	* 41500	* 13.0	* 13.8	
MEAN			11.2	3260	36600	68.4	38	60	30	11.4	11.1	11.3	3150	35700	11.5	11.1	
LSD(0.10)			1.6	190	5600	2.0	2	3	3	1.0	1.4	1.2	210	5300	2.4	1.4	

† Traits: CB=Corn Borer, DT=Drought Tolerant, LL=Liberty Link, RR=Roundup Ready, RW=Corn Rootworm, Ify=Leafy, ND=Nutri-Dense, wo=Water Optimize.

Average whole plant moisture of all hybrids in the trial as rated by the participating company maturity rating systems. Ratings are rounded to 5 day increments.

* Hybrids that performed statistically similar to the highest hybrid in the trial.

Shaded results provide the best estimate of relative hybrid performance.

Table 17. South Central Zone - Late Maturity Silage Trial.

108 day Relative Maturity or later based on company rating (Arlington= ARL, Fond du Lac= FON, Galesville= GAL)

Brand	Hybrid	Traits†	2021									2020					
			Average			Moist %	NDF %	NDFD %	Starch %	Yield (T/A)		Average			Yield (T/A)		
			Yield (T/A)	Milk per Ton	Milk per Acre					FON	GAL	Yield (T/A)	Milk per Ton	Milk per Acre	GAL	ARL	
AgriGold	A638-74VT2RIB	CB,RR	* 12.4	3200	* 39500	67.2	39	59	29	* 13.0	11.7						
Viking	48-08	None	11.5	* 3360	* 38700	67.2	37	61	33	11.8	11.1	* 11.9	* 3210	* 38200	* 12.9	11.0	
Prairie Hybrids	5787	None	10.7	* 3330	35800	67.4	37	61	32	11.6	9.9	* 12.6	3120	* 39300	* 14.0	11.3	
Prairie Hybrids	5200	None	* 12.1	* 3320	* 40100	68.3	37	59	32	* 12.6	11.5	10.7	3040	32600	9.7	* 11.6	
Latham	LH5965VT2PRORIB	CB,RR	* 12.5	3240	* 40500	68.6	39	58	30	11.7	* 13.2	* 12.3	* 3210	* 39700	* 12.8	* 11.8	
Viking	58-11	None	11.3	* 3250	36800	68.7	38	60	30	11.4	11.2	* 13.1	* 3220	* 42400	* 14.0	* 12.3	
FS InVISION	FS 6017V	CB,RR	11.2	* 3370	37800	68.8	37	61	32	11.3	11.2						
Renk	RK937VT2P	CB,RR	* 12.4	3200	* 39700	69.0	38	61	29	* 12.3	* 12.5	* 12.2	2950	36000	* 12.4	* 12.0	
NK Brand	NK1188-5122 EZ1	CB,LL,RR,RW	* 12.3	3130	* 38500	69.2	39	61	27	* 12.7	11.8	10.8	3000	32700	10.0	* 11.6	
Legacy Seeds	LC623-21-5122EZR	CB,LL,RR,RW	* 12.9	3090	* 39700	69.8	41	59	26	* 12.7	* 13.0						
Latham	LH6149SSRIB	CB,LL,RR,RW	11.7	3180	37400	69.8	39	61	28	* 12.1	11.2						
Legacy Seeds	LC592-21-3330EZR	CB,LL,RR	11.0	3220	35400	69.8	40	59	28	11.0	11.0						
110-DAY HYBRID TRIAL AVERAGE##						69.9											
Channel	209-15STXRIB	CB,LL,RR,RW	11.4	* 3400	* 38800	70.2	39	61	31	* 12.2	10.5						
FS InVISION	FS 6107T RIB	CB,RR	* 12.0	* 3380	* 40600	70.4	36	61	32	11.8	* 12.2						
AgriGold	A638-58STX	CB,LL,RR,RW	10.4	* 3400	35200	70.4	36	61	33	10.7	10.0						
Golden Harvest	G12S75-5122 EZ1	CB,LL,RR,RW	* 12.5	3050	* 38100	70.4	42	59	25	* 12.1	* 12.9						
Renk	RK882TRE	CB,RR	10.8	3220	34800	70.8	38	60	29	10.6	11.1						
NK Brand	NK1239-5122 EZ1	CB,LL,RR,RW	11.8	2910	34500	70.9	43	58	23	11.7	* 12.0	11.3	2840	32300	11.1	* 11.5	
Channel	210-99STXRIB	CB,LL,RR,RW	10.7	* 3310	35500	71.1	38	60	30	11.0	10.3						
Renk	RK807SSTX	CB,LL,RR,RW	11.8	3090	36500	71.4	41	60	26	11.9	11.7	11.0	2760	30700	10.3	* 11.6	
Dairyland	DS-4878AM	CB,LL,RR	* 12.5	* 3370	* 42100	71.7	37	62	31	* 12.8	* 12.2						
Renk	RK945DGVT2P	CB,DT,RR	11.7	3160	37000	72.0	39	58	28	11.7	11.8	* 12.0	* 3190	* 38300	* 12.2	* 11.8	
Dairyland	HiDF-4999Q	CB,LL,RR,RW	* 12.1	* 3250	* 39200	72.3	37	62	30	* 12.1	* 12.0	* 12.3	2870	35200	* 12.1	* 12.5	
Channel	210-98STXRIB	CB,LL,RR,RW	11.8	3000	35500	72.4	42	58	25	* 12.0	11.6						
MEAN			11.7	3230	37800	69.9	39	60	29	11.9	11.6	11.4	3040	34800	11.6	11.2	
LSD(0.10)			0.9	150	4000	2.2	3	2	3	1.0	1.3	1.7	190	6200	2.7	1.5	

† Traits: CB=Corn Borer, DT=Drought Tolerant, LL=Liberty Link, RR=Roundup Ready, RW=Corn Rootworm, lfy=Leafy, ND=Nutri-Dense, wo=Water Optimize.

Average whole plant moisture of all hybrids in the trial as rated by the participating company maturity rating systems. Ratings are rounded to 5 day increments.

* Hybrids that performed statistically similar to the highest hybrid in the trial.

Shaded results provide the best estimate of relative hybrid performance.

Figure 3. Relationship between Milk per Acre and Milk per Ton of corn hybrids in South Central Wisconsin during 2021. A bolded hybrid performed statistically similar to the highest hybrid for Yield, Milk per Ton and Milk per Acre.

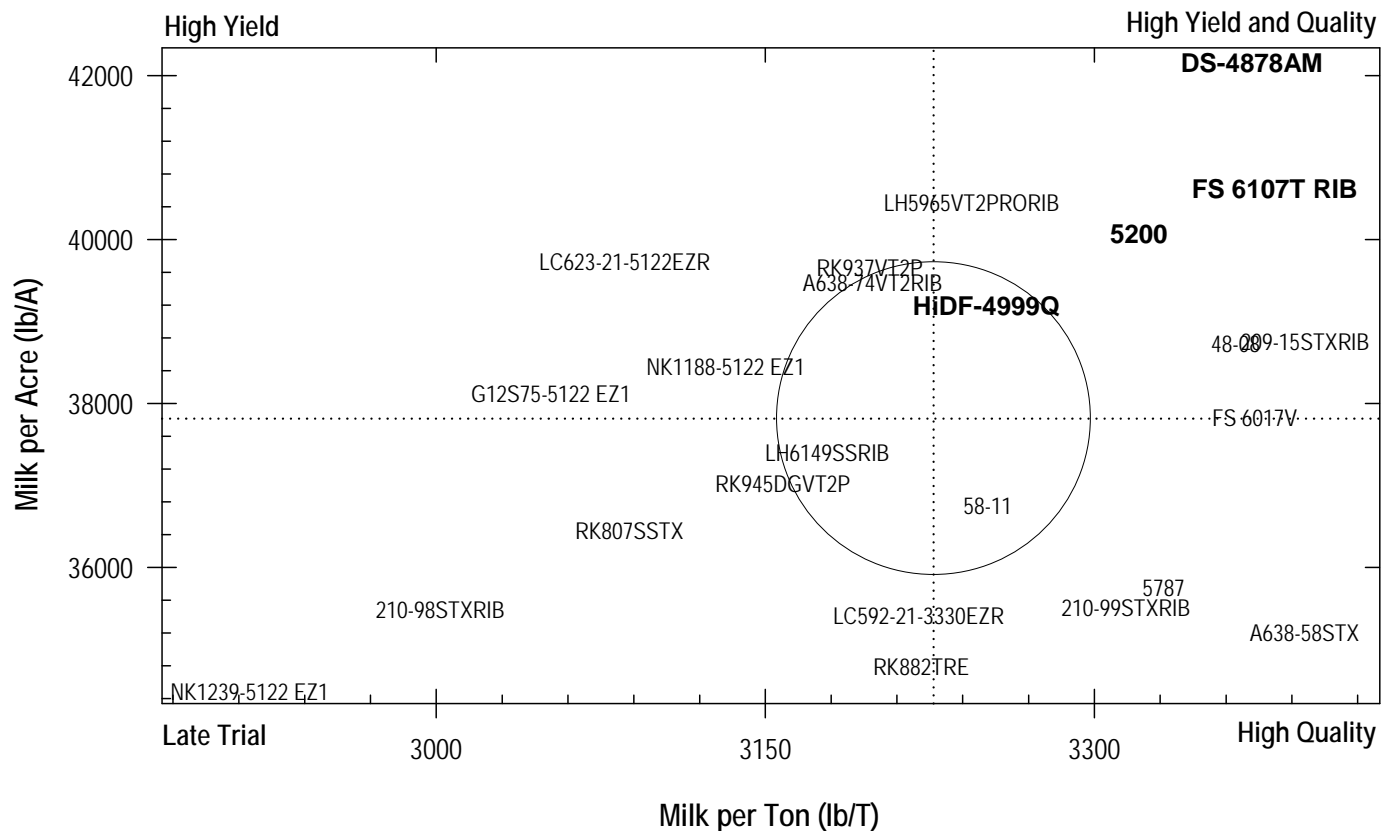
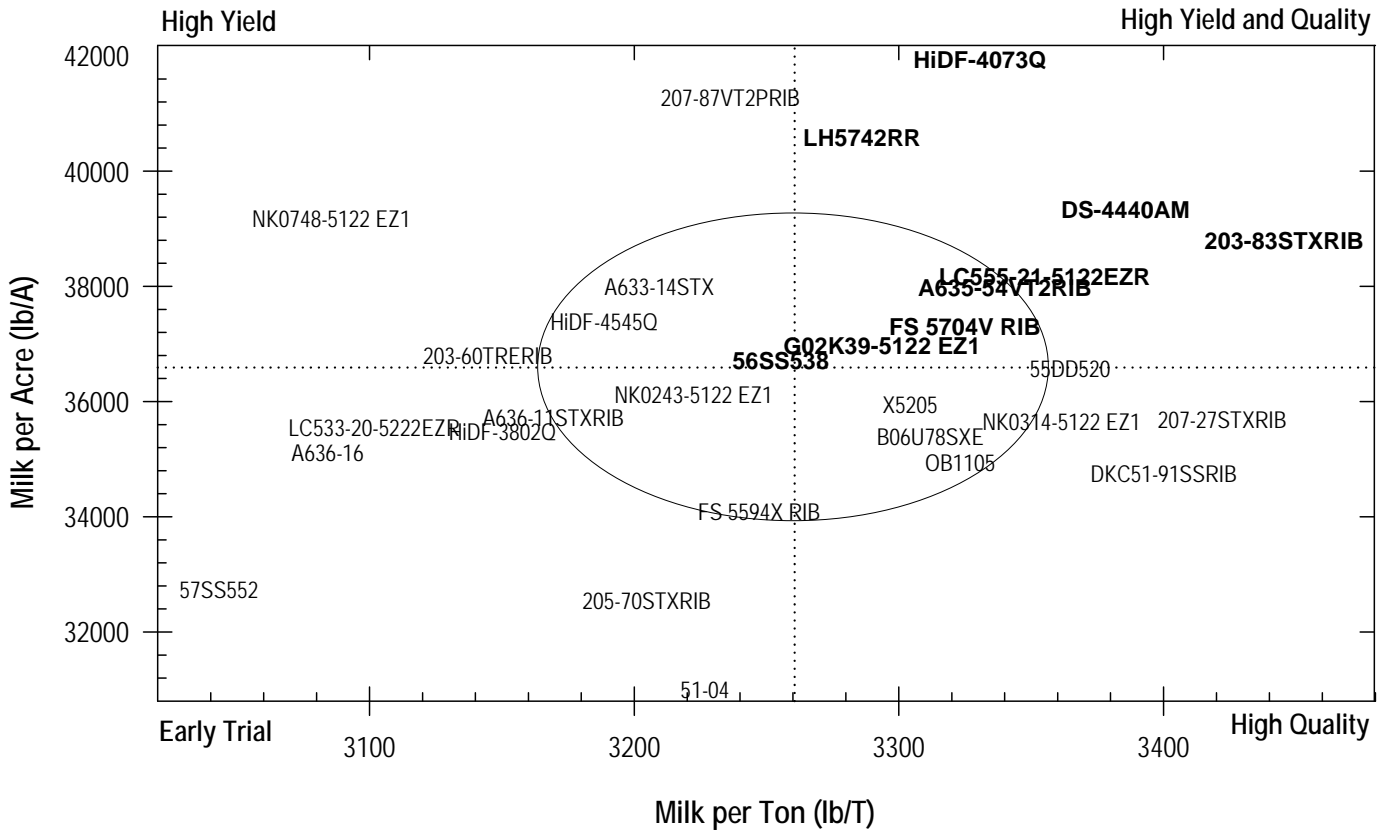


Table 18. North Central Zone - Early Maturity Silage Trial.

100 day Relative Maturity or earlier based on company rating (Chippewa Falls= CHP, Marshfield= MAR, Valders= VAL)

			2020																
Brand	Hybrid	Traits†	Average							Average									
			Yield (T/A)	Milk per		Moist	NDF	NDFD	Starch	Yield (T/A)			Yield (T/A)	Milk per		Yield (T/A)			
			(T/A)	Ton	Acre	%	%	%	%	CHP	MAR	VAL	(T/A)	Ton	Acre	CHP	MAR	VAL	
Project Seeds	PS97	None	10.1	* 3310	33400	51.6	34	61	39	10.3	10.0	9.9							
FS InVISION	FS 4507V RIB	CB,RR	9.2	* 3270	30200	53.2	35	60	37	8.7	9.6	9.4							
Dekalb	DKC42-65VT2PRIB	CB,RR	9.3	* 3270	30500	54.0	36	61	35	8.8	10.0	9.3							
Channel	193-91STXRIB	CB,LL,RR,RW	9.5	* 3280	31200	55.6	36	60	35	9.5	9.8	9.1							
AgriGold	A626-20-5122EZ	CB,LL,RR,RW	9.9	3230	32200	55.8	35	58	36	9.7	10.5	9.6							
Channel	197-27STXRIB	CB,LL,RR,RW	9.4	* 3240	30400	55.9	35	59	36	8.7	10.4	9.1							
Golden Harvest	G95D32-3220 EZ1	CB,LL,RR	10.5	3160	33300	57.0	35	56	35	10.2	* 11.2	* 10.2							
NK Brand	NK9175-5222A EZ1	CB,LL,RR,RW-wo	9.7	3170	30900	57.2	36	57	35	9.6	9.8	9.9							
95-DAY HYBRID TRIAL AVERAGE##						57.4													
Dairyland	DS-3715AM	CB,LL,RR	* 11.0	* 3260	* 36100	57.5	36	59	36	* 11.7	* 11.1	* 10.3	9.0	* 3250	29300	10.0	8.8	8.3	
FS InVISION	FS 4715V	CB,RR	10.3	* 3300	33900	57.9	35	59	36	* 10.8	10.3	9.7							
NK Brand	NK9930-5122 EZ1	CB,LL,RR,RW	10.3	3230	33400	57.9	38	60	32	10.3	10.4	* 10.3	* 9.9	* 3190	* 31700	* 11.1	* 9.8	8.8	
Legacy Seeds	LC503-21-5222	CB,LL,RR,RW	9.9	3130	30900	58.1	38	58	32	9.3	9.9	* 10.4							
Channel	195-85DGVT2PRIB	CB,DT,RR	10.3	3230	33400	58.5	36	59	34	* 10.5	10.4	10.1	* 10.2	* 3130	* 32100	10.6	* 9.6	* 10.5	
NK Brand	NK9535-3220	CB,LL,RR	10.2	3140	31900	58.6	37	56	33	* 10.5	10.1	9.9							
Dairyland	HiDF-3197RA	CB,LL,RR,RW	10.3	3230	33500	58.6	38	59	32	* 10.4	9.9	* 10.7	* 10.9	* 3140	* 34200	* 12.3	* 9.9	* 10.4	
Jung	48SS420	CB,LL,RR,RW	9.2	* 3240	29700	59.3	36	61	33	9.8	8.5	9.2							
Legacy Seeds	LC484-20VT2P(RIB)	CB,RR	10.0	* 3250	32700	59.6	36	60	34	9.4	10.0	* 10.8							
Renk	RK600VT2P	CB,RR	* 11.5	3190	* 36600	59.9	36	58	34	* 10.9	* 12.0	* 11.5	* 10.9	* 3170	* 34900	* 12.4	* 10.4	* 10.1	
Renk	RK579DGVT2P	CB,DT,RR	* 11.3	3230	* 36500	60.0	36	59	34	* 11.6	* 11.8	* 10.6							
FS InVISION	FS 5098V RIB	CB,RR	* 11.5	* 3240	* 37400	60.7	36	60	34	* 10.8	* 12.0	* 11.7							
100-DAY HYBRID TRIAL AVERAGE##						60.7													
Dairyland	HiDF-4073Q	CB,LL,RR,RW	* 11.1	* 3330	* 36700	60.9	35	62	35	* 10.6	* 11.5	* 11.1							
Dairyland	HiDF-3522Q	CB,LL,RR,RW	10.5	* 3360	* 35400	61.1	36	61	35	* 10.6	10.2	* 10.7							
Legacy Seeds	LC-4248VT2P(RIB)	CB,RR	* 11.4	3160	* 36000	61.2	37	60	32	* 11.4	* 11.5	* 11.2							
Jung	49SS437RIB	CB,LL,RR,RW	* 11.0	3120	34400	61.4	37	58	32	* 10.6	* 11.2	* 11.2	* 10.0	* 3120	31100	9.9	* 10.1	* 9.9	
AgriGold	A630-10STXRIB	CB,LL,RR,RW	* 11.2	* 3240	* 36400	61.8	37	59	33	* 10.9	* 11.4	* 11.4	* 10.3	3020	* 31200	* 11.3	* 10.2	* 9.4	
Latham	LH4937VT2PRORIB	CB,RR	* 11.1	* 3260	* 36300	61.8	36	60	34	* 11.2	* 11.1	* 11.1							
AgriGold	A630-04	None	10.3	* 3330	34500	63.1	37	58	33	10.2	10.7	* 10.2							
Channel	200-88STXRIB	CB,LL,RR,RW	10.3	3150	32500	64.1	38	56	31	10.2	10.4	* 10.4							
Brevant	B97B73SX	CB,LL,RR,RW	8.9	3230	28800	64.7	38	63	30	9.0	8.9	8.8							
MEAN			10.3	3230	33400	58.9	36	59	34	10.2	10.5	10.3	9.7	3130	30400	10.4	9.3	9.4	
LSD(0.10)			0.6	120	2500	2.7	2	1	2	1.4	1.2	1.5	1.0	150	3700	1.4	1.2	1.5	

† Traits: CB=Corn Borer, DT=Drought Tolerant, LL=Liberty Link, RR=Roundup Ready, RW=Corn Rootworm, lfy=Leafy, ND=Nutri-Dense, wo=Water Optimize.

Average whole plant moisture of all hybrids in the trial as rated by the participating company maturity rating systems. Ratings are rounded to 5 day increments.

* Hybrids that performed statistically similar to the highest hybrid in the trial.

Shaded results provide the best estimate of relative hybrid performance.

Table 19. North Central Zone - Late Maturity Silage Trial.

101 day Relative Maturity or later based on company rating (Chippewa Falls= CHP, Marshfield= MAR, Valders= VAL)

Brand	Hybrid	Traits†	2021										2020					
			Average							Yield (T/A)			Average			Yield (T/A)		
			Yield (T/A)	Milk per Ton	Milk per Acre	Moist %	NDF %	NDFD %	Starch %	CHP	MAR	VAL	Yield (T/A)	Milk per Ton	Milk per Acre	CHP	MAR	VAL
Legacy Seeds	LC533-20-5222EZR	CB,LL,RR,RW	10.5	3220	33500	58.7	37	59	32	11.0	10.9	9.5	*9.8	*3120	*30700	11.2	*10.3	7.8
Renk	RK642VT2P	CB,RR	*11.1	3250	*36000	59.6	36	59	35	*11.3	10.7	*11.2	*9.7	*3140	*30700	11.5	9.3	*8.4
Latham	LH5245VT2PRORIB	CB,RR	*10.9	3190	*34900	59.6	37	58	34	11.2	10.6	*10.9	8.6	*3160	27300	10.0	8.4	7.4
Dekalb	DKC51-91SSRIB	CB,LL,RR,RW	9.6	*3380	32400	61.1	35	61	35	9.6	9.6	9.6						
Renk	RK621VT2P	CB,RR	10.6	3140	33300	61.2	38	59	31	11.2	10.2	10.3	*10.7	*3170	*34200	11.8	*11.2	*9.2
AgriGold	A631-90	None	10.1	3220	32700	61.4	36	58	33	10.7	9.2	*10.5						
Channel	203-83STXRIB	CB,LL,RR,RW	*10.9	*3460	*37700	61.4	35	63	36	11.2	*11.5	10.1						
Jung	51SS500	CB,LL,RR,RW	10.1	*3350	33800	62.1	36	61	34	10.0	9.9	10.4	9.2	3040	28400	11.6	9.2	6.9
Channel	203-60TRERIB	CB,RR	*11.3	3210	*36400	62.6	39	59	31	*11.3	*11.3	*11.3						
100-DAY HYBRID TRIAL AVERAGE##						62.7												
NK Brand	NK0314-5122 EZ1	CB,LL,RR,RW	9.7	3210	31300	63.0	37	57	32	9.5	9.7	9.9						
Legacy Seeds	LC555-21-5122EZR	CB,LL,RR,RW	9.4	3170	29800	63.0	40	60	30	9.6	10.0	8.6						
Prairie Hybrids	5787	None	*11.1	3280	*36400	63.1	37	60	33	11.1	10.8	*11.4	*10.0	*3230	*32300	11.3	9.6	*9.0
Ag Armour	AA10524-5122EZ	CB,LL,RR,RW	10.4	3280	34300	63.5	37	60	32	10.0	10.7	*10.5						
Renk	RK710DGVT2P	CB,DT,RR	*10.8	3200	34600	63.5	38	57	31	9.9	11.0	*11.4	*9.7	3080	*30300	11.2	9.8	*8.1
Golden Harvest	G02K39-5122 EZ1	CB,LL,RR,RW	10.3	3280	33800	63.5	38	61	32	10.2	10.6	10.2	9.1	*3150	28700	10.3	9.7	7.4
Dairyland	DS-4318AM	CB,LL,RR	*11.4	3300	*37800	63.6	36	59	34	*12.0	10.5	*11.7	*10.1	*3160	*32300	11.7	8.9	*9.8
Prairie Hybrids	5200	None	*11.5	3190	*36600	63.8	37	59	31	*12.4	10.9	*11.2	*10.0	*3160	*31600	11.9	9.9	*8.3
105-DAY HYBRID TRIAL AVERAGE##						63.8												
Renk	RK700SSTX	CB,LL,RR,RW	*11.2	3220	*36100	63.9	37	60	32	10.8	*11.4	*11.3	*10.0	3060	*30600	10.6	10.0	*9.4
Dairyland	DS-4440AM	CB,LL,RR	*10.9	3310	*36200	64.4	37	62	32	11.2	10.6	*11.0						
Jung	52SS501	CB,LL,RR,RW	9.6	3170	30400	64.4	38	59	30	9.6	9.2	10.0	*9.7	*3120	*30500	11.3	9.4	*8.5
Channel	205-70STXRIB	CB,LL,RR,RW	10.2	3290	33500	64.8	36	60	32	10.5	9.8	10.2						
Channel	207-27STXRIB	CB,LL,RR,RW	10.2	3300	33700	64.8	37	62	32	10.5	10.0	10.1						
110-DAY HYBRID TRIAL AVERAGE##						64.9												
Latham	LH5742RR	RR	*11.0	3250	*35900	65.0	37	60	32	11.1	*11.1	*10.8	*9.8	*3100	*30700	11.4	*10.2	*8.0
Channel	207-87VT2PRIB	CB,RR	*11.5	3290	*38000	65.1	37	60	32	10.8	*12.3	*11.5						
Dairyland	HIDF-3802Q	CB,LL,RR,RW	*10.9	*3430	*37500	65.1	36	62	34	*11.5	*11.8	9.6	9.0	*3140	28500	10.8	9.7	6.6
Viking	O.69-01P	None	9.8	*3330	32400	65.6	38	60	31	10.1	10.1	9.1	6.9	*3210	22200	8.7	6.4	5.6
AgriGold	A633-14STX	CB,LL,RR,RW	10.5	3110	32600	65.6	39	58	29	10.5	10.5	10.4						
Jung	54SS522	CB,LL,RR,RW	9.9	3070	30500	66.4	40.3	60	27.0	9.2	10.1	10.2						
NK Brand	NK0748-5122 EZ1	CB,LL,RR,RW	*11.0	3010	33100	66.5	39.8	58	26.6	*11.6	10.7	*10.6						
Dairyland	HIDF-4545Q	CB,LL,RR,RW	*11.0	3230	*35400	66.6	38.4	61	29.8	*11.4	*11.7	9.9	*10.1	3080	*31900	*13.7	8.8	7.8
Beck's	5909Q	CB,LL,RR,RW	*11.3	3190	*36000	68.8	40.5	60	28.1	*11.6	10.5	*11.7						
MEAN			10.6	3240	34400	63.6	37.4	60	31.7	10.7	10.6	10.5	9.5	3130	29900	11.2	9.5	7.9
LSD(0.10)			0.8	130	3100	2.7	1.9	2	2.3	1.1	1.2	1.3	1.2	180	4500	1.5	1.1	1.9

† Traits: CB=Corn Borer, DT=Drought Tolerant, LL=Liberty Link, RR=Roundup Ready, RW=Corn Rootworm, lfy=Leafy, ND=Nutri-Dense, wo=Water Optimize.

Average whole plant moisture of all hybrids in the trial as rated by the participating company maturity rating systems. Ratings are rounded to 5 day increments.

* Hybrids that performed statistically similar to the highest hybrid in the trial.

Shaded results provide the best estimate of relative hybrid performance.

Table 20. Northern Zone Silage Trial. (page 1 of 2)

(Coleman= COL, Marshfield= MAR Spooner irrigated sand= SPI, Spooner dryland silt loam= SPS)

Brand	Hybrid	Traits†	2021											2020						
			Average							Yield (T/A)				Average			Yield (T/A)			
			Yield (T/A)	Milk per Ton	Milk per Acre	Moist %	NDF %	NDFD %	Starch %	COL	MAR	SPI	SPS	Yield (T/A)	Milk per Ton	Milk per Acre	COL	MAR	SPI	SPS
DeKalb	DKC31-85VT2PRIB	CB,RR	8.3	3170	26300	49.0	35	60	35	9.1	8.3	7.9	7.7	8.8	3130	27500	9.8	8.4	9.2	7.7
Dekalb	DKC33-37VT2PRIB	CB,RR	8.1	* 3240	26100	49.7	34	63	36	7.8	8.7	* 8.4	7.6	8.2	3110	25600	8.1	8.3	8.8	7.6
Jung	40DP401	CB,RR	9.5	* 3230	30700	51.9	35	62	36	9.7	10.5	* 8.9	8.9	9.5	* 3310	* 31600	10.9	9.1	* 9.9	8.1
Dekalb	DKC36-86VT2PRIB	CB,RR	8.4	* 3250	27200	54.7	36	63	34	8.8	9.5	7.8	7.4							
Legacy Seeds	LC391-20VT2P	CB,RR	* 9.6	3190	* 30800	55.3	35	62	34	9.2	10.7	* 9.1	* 9.5							
Federal Hybrids	3880VT2PRIB	CB,RR	9.1	* 3200	29100	55.9	36	63	33	9.2	9.8	* 8.9	8.5	9.8	* 3230	* 31600	* 11.5	* 9.8	9.0	* 8.9
Viking	42-92	None	9.3	* 3210	29800	56.4	36	63	33	* 10.3	10.4	* 8.7	7.6	9.6	3130	30300	11.1	9.0	* 9.9	8.5
Jung	39DP338	CB,RR	8.5	3190	27300	56.5	35	62	33	8.6	9.5	8.2	7.8							
Federal Hybrids	4160VT2PRIB	CB,RR	9.5	3180	30200	56.6	37	62	32	9.7	10.7	* 9.3	8.3	9.4	3150	29900	10.3	8.9	* 10.0	8.5
Renk	RK433VT2P	CB,RR	9.2	* 3200	29400	56.8	36	63	33	* 10.0	9.7	* 8.6	8.4	9.5	3180	30100	9.7	9.3	* 10.4	8.4
Dairyland	HiDF-3044Q	CB,LL,RR,RW	9.3	* 3250	30300	57.1	34	64	34	9.5	10.7	* 8.7	8.5	9.2	* 3250	29900	10.4	8.1	* 9.7	8.6
Legacy Seeds	LC413-20-3110A	CB,LL,RR-wo	9.3	* 3280	30500	57.2	35	61	34	* 10.1	9.6	* 9.0	8.4	9.9	* 3220	* 31900	10.7	9.3	* 10.3	* 9.3
90-DAY HYBRID TRIAL AVERAGE##						57.3														
Dairyland	HiDF-3197RA	CB,LL,RR,RW	* 10.1	* 3260	* 33000	57.5	38	63	31	* 10.9	* 12.1	* 9.2	8.3	* 10.3	3140	* 32300	11.1	* 10.4	* 10.5	* 9.0
NK Brand	NK9175-5222A EZ1	CB,LL,RR,RW-wo	9.2	* 3300	30400	57.9	35	61	34	8.7	11.2	* 8.5	8.3							
NK Brand	NK9535-3220	CB,LL,RR	* 10.2	3150	* 32200	58.1	36	60	32	* 11.0	* 11.7	* 8.8	* 9.3							
Project Seeds	PS2088GTCBLL	CB,LL,RR	8.9	3170	28200	58.3	36	62	32	9.7	10.4	7.2	8.3							
Dairyland	DS-3162Q	CB,LL,RR,RW	* 9.6	* 3270	* 31200	58.5	35	63	34	* 10.7	11.0	* 8.6	8.0							
NK Brand	NK9023-5222 EZ1	CB,LL,RR,RW	8.8	* 3210	28400	58.6	37	61	32	9.5	10.1	8.2	7.4							
Dairyland	DS-3519AM	CB,LL,RR	* 9.6	3120	29900	58.7	37	61	31	* 11.0	10.5	* 8.8	8.2	9.9	3060	* 30500	* 11.5	* 10.0	9.6	* 8.7
Legacy Seeds	LC431-20SSX(RIB)	CB,LL,RR,RW	8.8	* 3280	28900	58.7	36	64	33	8.9	10.1	8.0	8.2							
Jung	45DP422	CB,RR	8.8	* 3220	28300	59.4	35	63	33	8.4	10.3	8.2	8.2							
Golden Harvest	G91V51-5222A EZ1	CB,LL,RR,RW-wo	9.3	* 3310	* 30800	59.4	35	62	34	9.9	9.6	* 8.4	* 9.4							
Dairyland	HiDF-3522Q	CB,LL,RR,RW	9.4	* 3260	30700	59.5	36	65	33	9.5	10.8	* 9.0	8.3							
95-DAY HYBRID TRIAL AVERAGE##						60.2														
Federal Hybrids	4680VT2PRIB	CB,RR	9.0	* 3240	29400	60.4	36	64	31	9.6	10.4	8.1	8.0							
Jung	46SS428	CB,LL,RR,RW	* 9.6	* 3210	* 30800	61.7	36	65	31	* 10.0	11.0	* 9.1	8.4	9.8	* 3250	* 31800	10.6	* 10.1	* 10.0	8.4
Dairyland	HiDF-4073Q	CB,LL,RR,RW	* 10.2	* 3250	* 33200	61.8	36	65	31	* 11.0	* 11.9	* 8.7	* 9.2							
Renk	RK593VT2P	CB,RR	* 10.1	* 3210	* 32600	62.5	37	65	30	* 10.1	* 11.7	* 8.8	* 10.0	* 10.3	3020	* 31200	* 11.8	* 10.5	9.5	* 9.4
NK Brand	NK9227-5222A EZ1	CB,LL,RR,RW-wo	9.4	3140	29600	62.8	39	60	29	* 10.7	9.9	* 8.7	8.4	9.8	3060	30100	10.5	9.3	* 10.8	* 8.7
Brevant	B97B73SX	CB,LL,RR,RW	8.1	3160	25400	65.4	39	68	27	8.3	8.6	7.6	7.7							
MEAN			9.2	3220	29700	57.8	36	63	33	9.6	10.3	8.5	8.4	9.4	3150	29800	10.5	9.2	9.6	8.4
LSD(0.10)			0.6	110	2400	2.1	2	2	2	1.1	0.9	1.0	0.9	0.7	120	2700	1.3	1.3	1.1	0.9

† Traits: CB=Corn Borer, DT=Drought Tolerant, LL=Liberty Link, RR=Roundup Ready, RW=Corn Rootworm, lfy=Leafy, ND=Nutri-Dense, wo=Water Optimize.

Average whole plant moisture of all hybrids in the trial as rated by the participating company maturity rating systems. Ratings are rounded to 5 day increments.

* Hybrids that performed statistically similar to the highest hybrid in the trial.

Shaded results provide the best estimate of relative hybrid performance.

Figure 5. Relationship between Milk per Acre and Milk per Ton of corn hybrids in Northern Wisconsin during 2021. A bolded hybrid performed statistically similar to the highest hybrid for Yield, Milk per Ton and Milk per Acre.

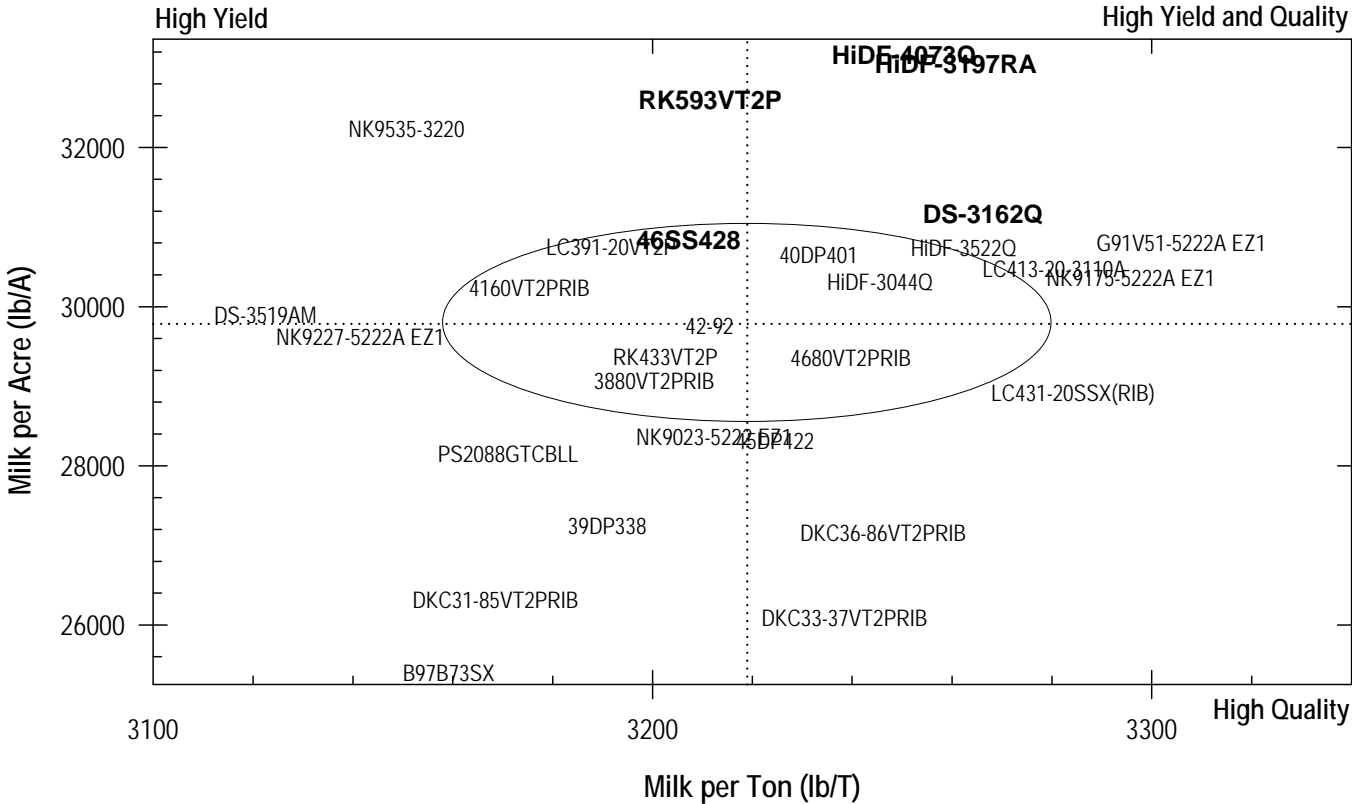


Table 21. South Central Zone - Organic Grain Trial.

(Fond du Lac= FON, Galesville= GAL, Hancock= HAN)

Brand	Hybrid	Traits†	2021							2020						
			Average			Yield (bu/A)	Yield (bu/A)	Average		Yield (bu/A)						
			Yield (bu/A)	P.I. #	Moist %			Test Wt.	Lodge %	Yield (bu/A)	P.I. #	FON	GAL	HAN		
Organic	UW Check H-HW	None	184	94	18.9	56	0	232	148	180						
Organic	UW Check H	None	181	93	20.0	55	0	209	163	178	* 182	* 101	* 140	228	173	
Foundation Organic	ORG8799	None	233	* 104	22.0	53	1	244	251	206						
Foundation Organic	EXP21-99	None	237	* 105	23.3	55	0	240	242	* 229						
100-DAY HYBRID TRIAL AVERAGE##					23.9											
DenBesten	DB41-01-OR	None	191	93	24.0	54	0	237	162	177						
Viking	O.46-02P	None	220	100	24.2	54	0	* 259	194	206						
Prairie Hybrids	2741	None	* 249	* 106	25.7	54	0	* 263	* 263	217						
DenBesten	DB41-98-OR	None	230	* 102	25.8	55	0	* 256	228	207						
Viking	O.18-06UP	None	233	* 102	26.1	55	0	* 250	226	219	* 196	* 105	* 137	221	200	
105-DAY HYBRID TRIAL AVERAGE##					28.3											
DenBesten	DB40-05-OR	None	235	101	29.1	52	0	* 257	247	203						
Prairie Hybrids	4211	None	235	101	29.4	53	0	242	253	212	* 191	* 97	* 121	249	209	
Foundation Organic	ORG8305UT	None	* 260	* 107	29.6	53	0	* 256	* 282	* 241	* 211	* 106	110	* 272	218	
Foundation Organic	ORG8500	None	184	89	29.7	52	0	216	151	171	* 176	94	109	248	185	
Prairie Hybrids	5141	None	* 246	* 103	30.4	53	0	* 269	254	211						
MEAN			223	100	25.6	54	0	245	219	204	193	101	124	254	203	
LSD(0.10)			22	5	1.6	1	0	22	27	15	39	10	24	20	21	

Average grain moisture of all hybrids in the trial as rated by the participating company maturity rating systems. Ratings are rounded to 5 day increments.

* Hybrids that performed statistically similar to the highest hybrid in the trial.

Shaded results provide the best estimate of relative hybrid performance.

Table 22. North Central Zone - Organic Grain Trial.

(Chippewa Falls= CHP, Marshfield= MAR, Seymour= SEY, Valders= VAL)

Brand	Hybrid	Traits†	2021										2020						
			Average							Yield (bu/A)				Average		Yield (bu/A)			
			Yield (bu/A)	P.I. #	Moist %	Test Wt.	Lodge %	CHP	MAR	SEY	VAL	Yield (bu/A)	P.I. #	CHP	MAR	SEY	VAL		
DenBesten	DB41-95-OR	None	181	94	19.6	59	2	162	191	196	149								
Viking	O.84-95UP	None	215	* 101	21.2	57	1	193	* 234	235	159	* 172	* 98	225	166	* 186	* 135		
Viking	O.52-89	None	211	* 100	21.8	56	0	187	* 227	231	174								
Viking	O.45-97UP	None	* 231	* 104	22.9	56	1	214	* 252	240	184	* 200	* 107	* 252	167	* 196	* 134		
95-DAY HYBRID TRIAL AVERAGE##					24.0														
Viking	O.85-00P	None	* 222	* 102	24.7	53	0	207	* 240	223	* 213	* 184	* 102	245	172	170	* 132		
Viking	O.62-93	None	196	95	25.6	54	2	170	196	207	* 239								
Organic	UW Check G-HW	None	218	* 99	26.5	54	2	* 240	189	237	* 247								
Organic	UW Check G	None	217	* 99	27.2	55	0	206	* 250	240	* 241	* 186	* 104	229	* 191	182	* 133		
Prairie Hybrids	1231	None	* 249	* 106	28.8	55	1	* 248	* 239	* 266	* 222	* 188	* 99	* 270	* 190	* 202	* 103		
MEAN			216	100	24.3	55	1	203	224	230	203	182	100	244	180	184	119		
LSD(0.10)			29	7	1.4	1	2	28	28	23	35	28	11	20	19	17	45		

Average grain moisture of all hybrids in the trial as rated by the participating company maturity rating systems. Ratings are rounded to 5 day increments.

* Hybrids that performed statistically similar to the highest hybrid in the trial.

Shaded results provide the best estimate of relative hybrid performance.

Table 23. Comparisons over time of all hybrids tested between 2021 and 2019. A star (*) indicates that the hybrid performed statistically similar to the highest hybrid for yield or performance index (P.I. or Milk2006) in one or more zones.

Brand Hybrid	Year(s) tested	Brand Hybrid	Year(s) tested	Brand Hybrid	Year(s) tested	Brand Hybrid	Year(s) tested
Ag Armour		*5909Q	21*	Cornelius		*DS-4014Q	21,20*
AA10524-5122EZ	21	*4421Q	20*	*6376	20,19*,18*	*DS-4018AM	21*,20*,19*,18
AA9100	21	4844SX	20	*6438DP	19*	*DS-4019AM	19*,18*
AA9303-3220EZ	21	*5113AM	20,19*	*6869	20*,19*	*DS-4310AM	21,20*
AA9608-3220	21			*C349SS	20*,19*	*DS-4310YHR	19*
		Blue River Organic		*C385DP	21,20*,19*	*DS-4317AM	19*,18*
AgriGold		08B55	20	*C385SS	19*,18*	*DS-4318AM	21*,20*,19*,18*
A619-75-3120EZ	20	14A91	20	C461DP	20	*DS-4329AM	19*,18*
A620-82VT2RIB	21	*21B11	19*	*C461SS	19*,18*,17*	*DS-4440AM	21*,20*,19*
A621-77STXRIB	19,18	22K32	20	*C478DP	21,20*,19*,18*	*DS-4510Q	21*
A622-65	21,20*	*26B78	20,19*	C5713SS	19	*DS-4580CYXR	19*
A624-06VT2PRO	19	*33A16	19,17*	*C575DP	21*,20*,19*	*DS-4580Q	20*
A625-78VT2RIB	19,18	*38G54	20,19,18*,17*	*C577SS	20*,19*	*DS-4816AM	19*,18*
A626-08STX	20	*42C87	20*	C6002SS	20	*DS-4840AM	19*
A626-20-5122EZ	21	*48G35	20,19*,18*,17*	*C6042DP	20*	*DS-4878AM	21*,20*
A627-83VT2RIB	21,20,19	*51T59	20,19,18*,17*	*C6209DP	20*	*DS-4917AM	21*
A628-16VT2RIB	21,20*	54C27	20	C6219SS	20	*DS-5018AM	20*,19*,18*
A628-20VT2RIB	19,18,17*	*57A30	20*,19*,18*	*C633DP	19,18,17*	*DS-5144Q	21*
A629-12VT2PRO	19	*62G22	20*,19*,18*,17	C6400DGDP	21	*DS-5279Q	21*,20*
A629-22STXRIB	19,18*			*C6401SS	21,20*,19*	*DS-5329AM	19*,18*
A629-93	20	Brevant		C6438DP	21	*DS-7004RA	19*
A630-04	21	*B06U78SXE	21*	C6528-3220	20	*EXP-08508AMXT	19*
A630-10STXRIB	21,20*	B97B73SX	21	C6552PC	21	*HiDF-3044Q	21*,20*
A630-31VT2RIBD1	20			C6708DP	21	*HiDF-3099RA	20*,19*,18*,17*
A631-90	21	Brunner		C6720DP	20	*HiDF-3197RA	21*,20*,19*,18*,17*
A632-07STX	19	2820GT-3110A	20	C6812DP	21	*HiDF-3211RA	20*,19,18,17
A632-35-5222EZ	20	*2897GT-3120EZ	21,20,19,18,17*	C6855-5122	21	*HiDF-3308AM	19*
A633-14STX	21,20*	*3911GT-3110A	21*	*C6936SS	21*	*HiDF-3397RA	19*
A634-93	20,19*	3960-5222EZ	20	*C7004DP	21,20*	*HiDF-3407RA	20*,19*,18*,17
A635-54VT2RIB	21,20*,19*,18*,17*	3990	21	*C7125DP	21*,20*,19*	*HiDF-3522Q	21*
A636-11STXRIB	21,20*,19*	*4044	20*,19*,18,17*	*C7228VT2P	21*	*HiDF-3802AMXT	19*
A636-16	21,20*	4101-5222EZ	21,20*	*C7366DGDP	21,20*,19*	*HiDF-3802Q	21*,20*
A637-55VT2RIB	19,18*	*EXP102	19*	*C7551SS	19*	*HiDF-3808RA	20,19,18*,17
A637-56VT2PRO	20	*EXP104	21*			*HiDF-4073Q	21*
A638-44DGV2PRO	19	*EXP109	19*	Croplan Genetics		*HiDF-4545Q	21*,20*
A638-58STX	21	EXP88	21	3899VT2PRIB	21,20,18	*HiDF-4999Q	21*,20*
A638-74VT2RIB	21,20*,19*,18*	EXP93	21	*4188VT2P	19*	*HiDF-5202Q	21*,20*
A638-84	19	*EXP95A	19*,18*				
A639-40VT2RIB	19,18*,17*			Dairyland		DeKalb	
A639-70STXRIB	21,20*,19*	Burrus		DS-2068RR	20	DKC31-85VT2PRIB	21,20
A640-77VT2RIB	19,17	*4T46SS	19*	DS-2220AM	20,19	DKC32-12RIB	19,17
A641-06STXRIB	20,19*,18			DS-2350RR	21,20	*DKC33-37VT2PRIB	21*,20
A641-54VT2RIB	20,19*	Channel		DS-2505AM	20	DKC36-48VT2PRIB	21
A642-47STXRIB	21,20*	185-30VT2PRIB	19	*DS-2505Q	21*	*DKC36-86VT2PRIB	21*,20
		192-98STXRIB	20,19*,18*	DS-2716Q	20	*DKC37-50VT2PRIB	20,19*,18
Augusta Seed		*193-91STXRIB	21*	DS-2828AM	21	*DKC39-55VT2PRIB	21,20*
A2039-3120GTEZ	19	*194-49DGV2PRIB	20*	*DS-3022AM	21*	*DKC40-45VT2PRIB	20*
A2054	20	*195-85DGV2PRIB	21,20*	*DS-3030AM	20,19*	*DKC41-99RIB	19,17*
A2345	20,19	*197-27STXRIB	21*	*DS-3162Q	21*,20*	DKC42-04RIB	19
A2448	20	*198-98STXRIB	20*,19,18,17*	*DS-3193AM	20*	*DKC42-65VT2PRIB	21*
A2541	20	*199-11STXRIB	19*	*DS-3345AM	20*	*DKC43-75VT2PRIB	21,20*,19*
A2545	20	200-88STXRIB	21	*DS-3366AM	21*,20*	*DKC44-80RIB	19*
A2856	20	*203-60TRERIB	21*,20	DS-3370YHR	19	DKC44-98VT2PRIB	21
A3053	20	*203-83STXRIB	21*	*DS-3518AMXT	19,18*	DKC45-95VT2PRIB	21,20
A3054-3010GT	19	*204-74VT2PRIB	19*,18*,17*	*DS-3519AM	21*,20*,19*,18*	*DKC47-54RIB	19*
A5162	20	*205-70STXRIB	21,20*	*DS-3550AM	21*,20*	DKC48-69VT2PRIB	21
		207-27STXRIB	21,19*,17*	*DS-3550YHR	19*	DKC48-95VT2PRIB	21,20
BH Genetics		*207-87VT2PRIB	21*	*DS-3715AM	21*,20*,19*,18*	*DKC49-44SSRIB	20,19*
BH 8121VT2P	21	*209-15STXRIB	21*,20*,19*,18*,17*	*DS-3727AM	21*	DKC50-88VT2PRIB	21
		210-98STXRIB	21,20,19,18	*DS-3750YHR	19*	*DKC51-91SSRIB	21*,18*
Beck's		*210-99STXRIB	21*	*DS-3810Q	21,20*	*DKC51-98SSRIB	21,20*
5765AMXT	19			*DS-3810YHR	19*	DKC52-34SSRIB	20
5829A4	19,17*			*DS-3959Q	21*	*DKC52-35RIB	19*

Table 23 (continued). Comparisons over time of all hybrids tested between 2021 and 2019. A star (*) indicates that the hybrid performed statistically similar to the highest hybrid for yield or performance index (P.I. or Milk2006) in one or more zones.

Brand	Year(s) tested	Brand	Year(s) tested	Brand	Year(s) tested	Brand	Year(s) tested
Hybrid		Hybrid		Hybrid		Hybrid	
DKC53-27SSRIB	21,20,19	*FS 53ZX1 RIB	20*,19*,18*	5700SS	19	*G97N86-3220 EZ1	20*,19
DKC54-64SSRIB	20	*FS 5594X RIB	21,20*,19*			G99E68-5122 EZ1	21,20
DKC54-65RIB	19	*FS 55RL1 EZR	20*,19*	Foundation Direct			
DKC55-37SSRIB	20,19*	*FS 5704V RIB	21*	*8500	19*,18*	Hi Fidelity Genetics	
DKC55-53RIB	19	FS 5704X RIB	20	8855	19,18,17	HFG0951	20
DKC56-15RIB	21	*FS 57ZX1 RIB	19*,18	8885GTCBLLBL	19	HFG1001	20
DKC56-65SSRIB	21,20	FS 5815V	21	8978GT	19,18	HFG1051	20
DKC58-06RIB	19,18,17*	*FS 5892V RIB	20*				
DKC58-34SSRIB	20,19,18	*FS 58RL1 EZR	19*	Foundation Organic		Jung	
DKC58-64SSRIB	21	*FS 5909D2A EZR	20*	*8749UT	19*,18	27DP202	21
DKC59-07SSRIB	20,19*,18	*FS 59VL1 EZR	19*,17*	*EXP21-99	21*	31DP308	19,18,17
DKC59-81SSRIB	21,20,19	*FS 6017V	21*	*EXP95FM	20*	32DP300	20,19
DKC60-67RIB	19	*FS 60UX1 RIB	20*,19*,18*	EXP98-80	19	*3316R	20*
DKC60-80SSRIB	21	*FS 6106X RIB	21*,20*	*ORG7700	20*,19*	35DP301	21
DKC61-41VT2PRIB	21,20,19*	*FS 6107T	20*	*ORG8305UT	21*,20*,19*	*36DP310	20*,19*
DKC62-20RIB	21,19,17*	*FS 6107T RIB	21*	*ORG8500	21,20*,19*,18*,17*	*36DP318	21,20,19*,18,17
DKC62-89TRERIB	21	*FS 6194V RIB	21*,20*,19*	*ORG8507	20*,19,18*,17	37SS328	19,18
DKC63-90RIB	19	*FS 6217X RIB	21*	ORG8513		*39DP338	21*,20,19,18*
DKC63-91VT2PRIB	21,20*	*FS 6299L2 EZR	19*	*ORG8650	20*,19*	*40DP401	21*,20*
DKC64-34RIB	19	*FS 62ZX1 RIB	19*,18	*ORG8799	21*,20*,19	*41DP400	21*,20*,19
DKC64-44SSRIB	21,20	FS 6306T RIB	21	*ORG8801	20*,19*,18*,17*	*42DP419	19,18*
		FS 6395VDG RIB	21,20*			43DP402	21
DenBesten		FS 63ZX1 RIB	19,18,17	Frontiersmen		44DP412	21
DB30-97	21	FS 6406X RIB	20	081-Y0-3110A	19	*45DP422	21*
DB31-10	21	*FS 64SX1 RIB	19*,18*,17	081-Z1VT2PRIB	21	*46SS427RIB	19,18*,17*
DB32-00	21	*FS 6595V RIB	19*	082-S8RR	20	*46SS428	21*,20*,19,18*
DB38-06	21			087-E7VT2P	19	*47DP410	20,19*
DB40-05-OR	21	Federal Hybrids		*090-H8VT2P	19,18*	*47DP411	21,20*
DB41-01-OR	21	3510VT2PRIB	21,20	094-Z1VT2P	21	*47DP429	21,20*,19,18*
DB41-12-OR	21	3570VT2PRIB	19,18,17	*096-R8VT2P	20,19*,18*	*48DP420	20*,19*
DB41-95-OR	21	3660GT3011A	19,18,17	099-K1VT2PRIB	21	*48SS420	21*,19
DB41-98-OR	21	3790VT2PRIB	21,20,19,18	*100-W0VT2P	20*,19*	*49DP441	21,20*
		3810VT2PRIB	21,20	*100-W0VT2PRIB	21*	*49SS437	21*,20*,19*,18*,17*
DuPont Pioneer		*3880VT2PRIB	21*,20*,18,17	104-Z1VT2PRIB	21	*4D178RIB	19,18*,17*
P0220Q	21	4010VT2PRIB	21,20	107-AOGENSS	20	*4D381RIB	20*,19,18,17
P0306AM	19,18	4120VT2P	21	107-AOVT2PRIB	21	*51DP512	21*
P0306Q	20	*4160VT2PRIB	21*,20*,19*,18*,17*			*51SS500	21*,20,19*
P0421AM	20	*4185VT2PRIB	21*	Golden Harvest		51SS502	21
P0574AMXT	19,18	*4190VT2PRIB	19,18*	G00H12-3010	19	*51SS509	19*,18*
P0720Q	21	*4225VT2P	21*	G02K39-3120 EZ	19	*52SS501	21,20*
P8736AM	20	*4240CONV	20*	*G02K39-5122 EZ1	21*,20*	*52SS507RIB	19*,18,17*
P9188AM	20,18	*4240VT2PRIB	19*	G03R40-3110	19*	*53DP511	20*
P9492AM	20,19*,18*	*4300VT2PRIB	21,20*	G03R40-5222 EZ1	20	*53SS517RIB	19,18,17*
P9608Q	20	*4310VT2P	20*	*G04S19-3122 EZ	19*	*53SS521	21,20*
P9772AM	20	4520DGV2P	21	G05K08-3010	19	54DP532	21
P9880AMXT	20	4580	21	G07G73-5122 EZ1	21	54SS522	21
P9998AMXT	19,18*	*4580VT2PRIB	20,19*,18*,17*	*G08M20-3120 EZ	19*	*54SS528	21,19*,18,17*
P0389	19	*4680VT2PRIB	21*,19*,18*,17*	*G09Y24-3220A EZ	19*,18*	*55DD520	21*,20*
		4700SS	19	*G10D21-3330 EZ1	20*	55SS542	21
FS InVISION		4820VT2	21	G10L16-3330A	20,19	56SS531	20
FS 3508V RIB	21,20	4880VT2PRIB	20,19	*G10T63-3120 EZ	19*,18*,17*	*56SS538	21*,20*,19*,18*
FS 35SV1 RIB	19,18,17	4990VT2PRIB	19	*G12S75-5122 EZ1	21*,20*	*57SS530	21,20*,19*
FS 37TV1 RIB	20,19*,18*	*4999VT2PRIB	20*,19*	*G12W66-3122 EZ	19*	*57SS552	21*
FS 4008V RIB	21,20*	*5000VT2P	19*	*G13Z50-5222 EZ1	21*	*58SS529	21,20*,19,18
FS 41TV1 RIB	19,18*	*5005SSRIB	20*	*G14N11-5222	20*	*58SS537RIB	19*,18,17
FS 4507V RIB	21,20*	*5280VT2PRIB	20*,19*	G84J92-3120A EZ1	21,20	*59SS581	21*,20*
FS 45SV1 RIB	19,18	5300VT2PRIB	21,20	G85Z56-3220 EZ1	20	61SS608	19,18,17
FS 4715V	21	*5370VT2PRIB	20*	G89A09-5122 EZ1	20	61SS612	21
FS 47TV1 RIB	20,19*,18	5480CONV	20	*G91V51-3110A	20*	*7S378RIB	20*,19,18
FS 5098V RIB	21	5510VT2RIB	21	*G91V51-5222A EZ1	21*	*7S522RIB	19,18,17*
FS 5098X RIB	20,19*	*5570VT2PRIB	20*	*G95D32-3220 EZ1	21,19*,18*	*7S744RIB	19*,18,17*
FS 5115X	21	*5610PCE	21*	G95M41-5122 EZ1		HDS36R22	19,18
FS 51QX1 RIB	20,19,18	*5690VT2PRIB	20*,19*	G96R61-5222 EZ1	20	*HDS76S76RIB	19*

Table 23 (continued). Comparisons over time of all hybrids tested between 2021 and 2019. A star (*) indicates that the hybrid performed statistically similar to the highest hybrid for yield or performance index (P.I. or Milk2006) in one or more zones.

Brand Hybrid	Year(s) tested	Brand Hybrid	Year(s) tested	Brand Hybrid	Year(s) tested	Brand Hybrid	Year(s) tested
LG Seeds		Legacy Seeds		*LR 9897VT2PRIB	19*,18	*NK9930-5122 EZ1	21,20*
LG30C02VT2RIB	19,18	L2347VT2P(RIB)	19	*LR 9903GENSSRIB	19*	*NK9991-5122	20*
LG36C62VT2RIB	21	L2918VT2P	19	*LR 9905 VIP3220	19*	*NX10701-5122	20*
LG38C18VT2RIB	19,18*	*L3419VT2P	19*	*LR 9912GENSSRIB	19*,18	*NX11003-5122	20*
LG42C24	21	L3617VT2P(RIB)	19,18	*LR 9913 VIP3120	19*	NX11207-3120 EZ1	21
LG42C63VT2RIB	20,19	*L4118VT2P(RIB)	19*	LR 9993GENSSRIB	19	NX11308-5122 EZ1	21
LG44C27VT2RIB	21,20,19*,18*	*L5438-3010	19*	*LR 9995VIP3220	21,20,19*	*NX11406-5222	20*
LG46C73VT2RIB	21	*L5519DGV2P	19*	LR 99A09-3220	19		
LG47C77VT2PRO	20	*L6047SSX	19*			O'Brien Hybrids	
LG47C77VT2RIB	21	*LC-3017VT2P(RIB)	20,18*,17*	Masters Choice		OB1103	20
LG51C48VT2RIB	20,19	LC-3048SS(RIB)	21	*MC5790	20*,19*,18*	*OB1105	21*,19*
LG52C37STX	21	LC-3048VT2P(RIB)	20,19	*MCT2552-3110	19*,18*,17	*OB1106	19*
LG52C42	21	*LC-3517VT2P(RIB)	20,19*,18*	*MCT3393-3000GT	19*	*OB1109	20*,19*,18
LG5370VT2RIB	19,18	*LC-3537-5222	20*	*MCT3891GT	19*,18,17	*OB1110	21*
LG5375VT2RIB	20,19,18	*LC-3718DGV2P	20*,19*,18*	*MCT4572-3010	19*	OB1177	20
LG5410VT2RIB	19,18,17	*LC-4248SSX	20*	*MCT5454-3111	19*,18*,17*	*OB1185	21,20*,19*
LG5465VT2RIB	20,19,18*,17*	*LC-4248VT2P(RIB)	21*,19*	*MCT5851	20*	*OB1188	20*
LG5494VT2RIB	19,18*,17*	*LC-5217VT2P(RIB)	21,20*,19*	*MCT6552-3110	20*,19*,18	OB6175	21
LG54C04	20,19*	*LC-5319SSX(RIB)	21,20*,19*	Mycogen		OBX2571	21
LG54C76VT2RIB	21	*LC-5438CONV	20*	BMR10B27RA	20	Organic	
LG5505STXRIB	19,18*	LC-5819SSX	20	*BMR97B37RA	20*,19	*UW Check E	19*
LG5505VT2RIB	20,19,18	LC-7236-5222	20	*F2F712	19*	*UW Check E-HW	19*
LG5525VT2RIB	19,18*	LC351-20VT2P	20			*UW Check F-HW	19*
LG5548STXRIB	19,18,17	*LC391-20VT2P	21*	NK Brand		*UW Check G	21*,20*
LG5590VT2P	19,17	*LC413-20-3110A	21*,20*	*NK0243-3120-EZ1	19*	*UW Check G-HW	21*
LG57C33STXRIB	21,20,19	*LC431-20SSX(RIB)	21*,20*	*NK0243-5122 EZ1	21*,20	*UW Check H	21,20*
LG57C97VT2PRO	20	*LC441-20VT2P(RIB)	21,20*	*NK0314-5122 EZ1	21*	UW Check H-HW	21
LG58C77VT2RIB	19,18*	LC451-21VT2P	21	*NK0440-3122 EZ	20*,19*		
LG58C81STX	21	LC461-21DGV2P	21	*NK0472-3110	19*	PIP	
LG59C66VT2RIB	20,19*,18*	*LC474-20TRE	21*	*NK0472-5222	20*	X4295	21
LG59C72VT2RIB	21,20	*LC484-20SSX	20*	*NK0624-3220-EZ1	19*,18*	*X4297	21*
LG60C33VT2PRO	19	*LC484-20VT2P(RIB)	21*	*NK0624-5222	20*	X4298	21
LG60C47STXRIB	20	LC503-21-5222	21	*NK0748-5122 EZ1	21*	X5200	21
LG62C02VT2RIB	19,18*	LC511-21SSX	21	NK0877-3220 EZ1	21	*X5205	21*
LG62C35VT2RIB	20,19	*LC533-20-5222EZR	21*,20*	NK0886-3120-EZ1	19	*X6210	21*
		LC535-20GT	20	*NK1026-3330	20*		
Latham		LC551-20SSX	20	*NK1026-5332A EZ1	21*	Power Plus	
4517VT2PRO	19	*LC555-21-5122EZR	21*	*NK1066-3122-EZ1	19,18*	*1K18Q	21,20*
4692RR	19	LC564-20PWE	21	*NK1082-3330A-EZ1	19*	*1M78AM	20*
6143-3010A	19	*LC592-21-3330EZR	21*	*NK1082-5222A EZ1	21,20*	1M78Q	21
EX6355GT	20	*LC623-21-5122EZR	21*	*NK1188-5122 EZ1	21*,20	*2V15AMXT	19*
LH3695VT2PRO	20,17	*LC634-20SSX(RIB)	21*,20*	*NK1205-3120	20*,19*	*2Y06AM	19*,18*,17
LH3937VT2PRO	20			*NK1239-5122 EZ1	21*,20*	*3M62AM	20*
LH4242VT2PRO	20,19,18*	Legend Seeds		*NK1284-3122-EZ1	19*	*3V14AM	20*
LH4375VT2PRO	20,19*	*40J9192 VIP3110A	20*	*NK1460-3110	19*	*4C14AM	21*
LH4669SS	20	JSC47J086 VIP3220	19	*NK1460-5222	19	*4F71AM	20*
LH4937VT2PRORIB	21,20*	JSC47J9185VIP3110	21,20	*NK8519-3220-EZ1	19*	*4Y34AM	19*
LH4989SS	20	LR 9004 DC5122EZREF	20	*NK8519-5222	20*	*5L44AM	21*
LH5047VT2PRO	20	*LR 9004GT	19*	NK8618-3120A	20	6G34VT2P	19
LH5245VT2PRORIB	21,20*,19*	LR 9008GENSSRIB	19	*NK8881-3010A	19*,18	*7W63AM	19*
LH5377VT2PRO	20	LR 9100 Powercore	20	*NK8920-3120-EZ1	19,17*		
LH5487VT2PRO	20	*LR 9102-VIP3110	20*	NK8920-5122	20	Prairie Hybrids	
LH5517VT2PRO	20	LR 9102DC5222	21	*NK9023-5222 EZ1	21*	*1231	21*,20*,19*
LH5589SS	20	*LR 9106PCE	21*,20*	*NK9175-3110A	20*,19*	*2741	21*,20*,19*
LH5742RR	21,20*,19*,18*,17*	LR 9109 VIP3220A	20	*NK9175-5222A EZ1	21*	*3259	21*
LH5965VT2PRORIB	21,20*	LR 9191VIP3110A	21	*NK9227-3220A-EZ1	19*,18	*418	19*,18*
LH6149SSRIB	21	LR 9195DC5122	21	NK9227-5222A EZ1	21,20	*4211	21,20*,19*
LH6175VT2PRO	19	*LR 94A01-3011A	19*,18*,17*	*NK9535-3220	21*,20,18	4470	21
LH6285VT2PRORIB	21,20*,19*,18	LR 9701GENSSRIB	19,18	*NK9610-3010	19*	*4711	19*,18*
LH6477VT2PRORIB	21,18	*LR 9809VT2PRIB	19*,18*,17	*NK9653-5222	20*	*4718	20*,19*,18*,17*
LH6529SS	20	LR 9886VT2PRIB	19	*NK9738-3220-EZ1	19*	*4850	20*
		LR 9895VT2PRIB	19,18,17*	*NK9930-3010	19*	*5141	21*

Table 23 (continued). Comparisons over time of all hybrids tested between 2021 and 2019. A star (*) indicates that the hybrid performed statistically similar to the highest hybrid for yield or performance index (P.I. or Milk2006) in one or more zones.

Brand Hybrid	Year(s) tested	Brand Hybrid	Year(s) tested	Brand Hybrid	Year(s) tested	Brand Hybrid	Year(s) tested
5200	21,20*,19*,18*,17*	9S-108	19			55-02	20,19,18
5787	21,20*,19*	9S-109-3220	19	Stine		*58-11	21*,20*
6590	20	*9S-113	19*	*R9428-32	19*	*71-90GS	19*,18*
6878	21	RK227VT2P	21,20			*72-06	21*
7355	19,18*	RK256-3120	21	Thunder Seed		*80-89	21,20*
7781 ORG	19	RK256GT	20	T6004 VT2P	21	*84-05	21*,20*,19*
7830	21	RK264RR	19,18	T6085 VT2P	21,20,19	99-00	21,20,19
8290	21,20*	RK278VT2P	20,19	T6090 3120	19	*O.18-06UP	21*,20*
8759	19,18*	*RK287VT2P	20,19,18*,17*	*T6094 VT2P	20*,19*	*O.31-91	20*
8960	21	*RK297VT2P	21*	T6098 VT2P	20,19	*O.45-97	20*
EX0094	19	*RK312VT2P	21*,20*,19*	*T6100 VT2P	21*	*O.45-97UP	21*,20*,19*
		RK315VT2P	20	T6185 VT2P	21,20	*O.46-02P	21,20*
ProHarvest		RK429-3220A	21	T6190 VT2P	21,20	*O.48-08P	20*,19*
2225VT2PRIB	19	*RK433VT2P	21*,20,19*	T6204 VT2P	21	*O.51-04P	20*,19*
2749VT2PRIB	20,19,18	*RK485DGVT2P	21*	*T6294 VT2P	21*	*O.52-89	21*
4255RR2	21,20,17*	*RK499VT2P	20*	T6298 VT2P	20*	*O.52-96	20*
4255STAXRIB	19,18	*RK561DGVT2P	21,20,19*	T6595 VT2P	19	O.55-02UP	19
4255VT2PRIB	19	*RK579DGVT2P	21*,20*,19*,18*	*T6791 VT2P	21,20*,19	O.62-93	21
4340VT2PRIB	21,20*,19*,18*	RK587VT2P	19,18	T6888 VT2P	20,19	*O.69-01P	21*,20*,19*
4545RR2	20,18	RK590VT2P	21	T6902 VT2P	21	*O.74-10	20*
4545VT2PRIB	19	*RK593VT2P	21*,20*,19*	T6986 VT2P	19	*O.74-10GS	19*,18,17
4630VT2ProRIB	21,20,19,18*,17*	*RK600VT2P	21*,20*	T6987 VT2P	21,20,19	*O.82-14P	21,20*
4825SXRIB	19,18,17	RK615SSTX	21	*T6992 VT2P	21*,20*,19*	*O.82-95GS	19*,18*,17
4990VT2PRIB	19,18*	*RK621VT2P	21,20*,19*	*T6993 VT2P	20*,19*	*O.82-95P	19*
4990VT2ProRIB	21,20*	RK625DGVT2P	21	*T6996 VT2P	21,20,19*	*O.84-95UP	21*,20*,19*,18*,17*
57P17VT2ProRIB	21,20,19	*RK626SSTX	20,19*			*O.85-00P	21*,20*
6420SXRIB	19,18,17	*RK642VT2P	21*,20*,19*	Tracy Seeds		*O.98-98P	19*
6606VT2PRIB	20	*RK695GTCBLLBL	20*	T089-29(3220)	19,18		
6746SXRIB	20	*RK700SSTX	21*,20*	T093-26A	19,18,17	Wyffels	
6828VT2PRIB	20,19*	*RK710DGVT2P	21*,20*,19*,18*	T094-31	19	*W2506RIB	21,20*
71P16VT2ProRIB	21,20*	*RK717SSTX	19,18*,17*	*T095-29 3110	21,20*,19*,18*	*W3018	20*
X17320	19	*RK724RR	19*,17*	T095-32 5122EZ	21	*W4196RIB	21,20*,19*,18*,17*
X18550	19	*RK726H	20*	T099-31 3110	21	*W4246RIB	21,20*
X19330	20	*RK737SSTX	19*,18*	*T102-14(3011A)	19*,18	W4358RIB	19
X19473	19	*RK765VT2P	21,20*,19*	T102-29 (3122EZ)	19	W4638	19
X19560	19	*RK771RR	20*	*T102-31 3110	21*,20*	*W5086RIB	21,19*
X19652	19	RK779SSTX	19,18	*T104-13 (3000GT)	19*,18*,17*	W5518RIB	19,18
X20200	20	RK782VT2P	21	*T104-26 (3122EZ)	19*,18*,17*		
X21200VT2P	21	RK805VT2P	20	T105-32 HAW	21		
X21209VT2P	21	RK807SSTX	21,20,19	T107-31	20		
X21404VT2P	21	*RK821SSTX	21*	T108-29 5122EZ	21		
X21474VT2P	21	*RK826VT2P	21*	T109-31	19		
		RK842SSTX	19,18,17	T109-51	20		
		RK866DGVT2P	20				
Project Seeds				Viking			
PS1885GT	19	*RK882SSTX	20*	*42-92	21*,20*,19*,18*,17		
PS1893GT	19	RK882TRE	21	44-98	20,19,18		
PS1898GT	19	*RK937VT2P	21*,20*,19*	46-02	21,20		
PS20-107	20	*RK945DGVT2P	21,20*,19*	*46-96	20*,18		
PS2088GTCBLL	21	*RK965VT2P	19*	*48-08	21*,20*,19*,18*		
PS20EXP93GTCBLLBL	20			*51-04	21*,20*,19*,18*		
PS97	21	Spectrum		52-00	20		
		3496	20	*52-96	21,20,19*		
Renk		4642	20	*53-12GS	19*,18*		
9S-104-3010	19	*5706	20*				



Copyright © 2021 Board of Regents of the University of Wisconsin System doing business as the Division of Extension of the University of Wisconsin-Madison.

Authors: Kent Kohn is corn program manager in agronomy, Thierno Diallo is senior research specialist in agronomy, and Joe Lauer is professor of agronomy, College of Agricultural and Life Sciences, University of Wisconsin–Madison. Lauer also holds an appointment with University of Wisconsin, Division of Extension. Division of Extension publications are subject to peer review.

University of Wisconsin-Extension, Division of Extension, in cooperation with the U.S. Department of Agriculture and Wisconsin counties, publishes this information to further the purpose of the May 8 and June 30, 1914, Acts of Congress. An EEO/AA employer, the University of Wisconsin-Madison Division of Extension provides equal opportunities in employment and programming, including Title VI, Title IX, and ADA requirements. If you have a disability and require this information in an alternative format, or if you would like to submit a copyright request, please contact Publishing Manager at 432 N. Lake St., Rm. 227, Madison, WI 53706; pubs@ uwex.edu; or (608) 263-2770 (711 for Relay).

This publication is available from your Wisconsin county Extension office (yourcountyextensionoffice.org) or from Extension Publishing. To order, call toll- free 1-877-947-7827 or visit our website at: learningstore.extension.wisc.edu.